



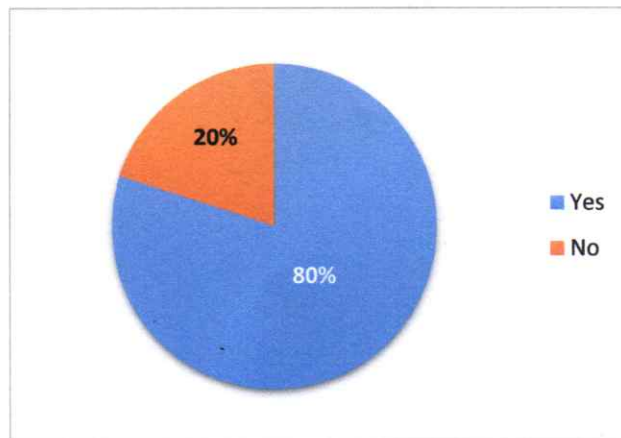
STUDENT SATISFACTION SURVEY

FY: 2016-2017

AGE OF PARTICIPANTS: 19-22

1. Are you satisfied with the teaching approach of your teacher?

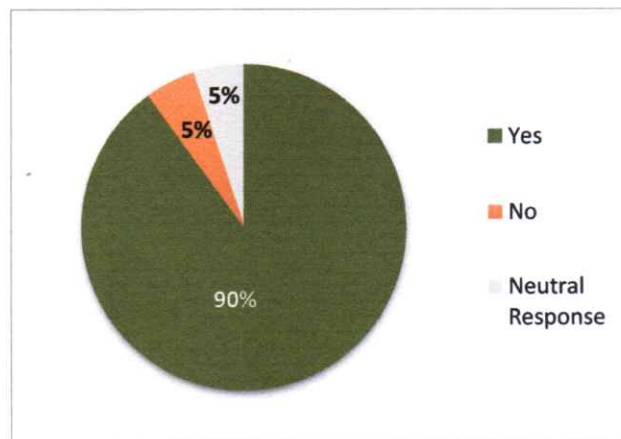
Response:	Yes	80%
	No	20%



The above pie-diagram shows that the eighty percent of students are satisfied with the teaching approach of the teachers, twenty percent students gave negative feedback on that.

2. Do you think that the internal evaluation of your college is fair?

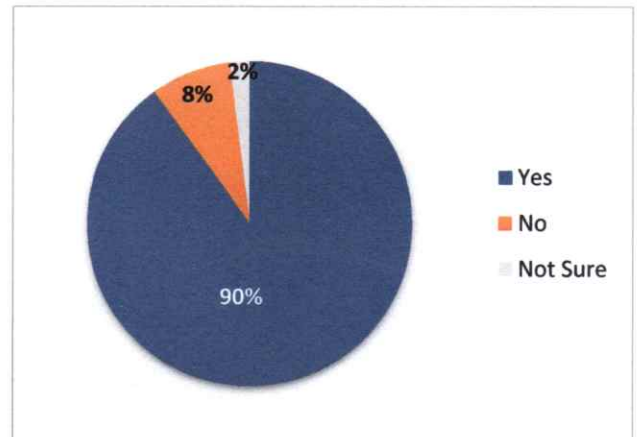
Response:	Yes	90%
	No	5%
	Neutral Response	5%



Regarding the internal evaluation system of the college ninety percent of the students gave the fair respond. Few of them gave negative feedback and only five percent of them did not give any view on internal evaluation system of the college.

3. Do you think that prescribed syllabus is need-based?

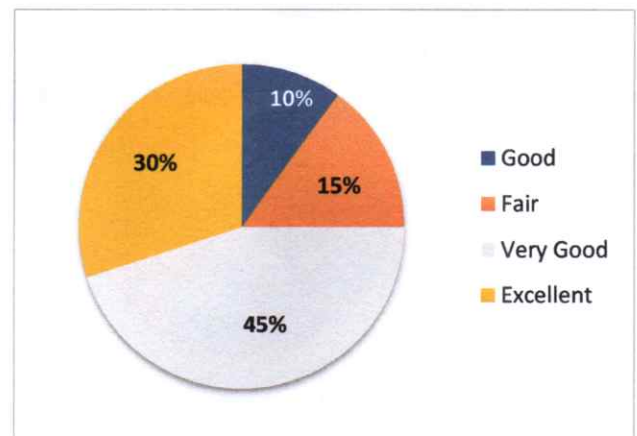
Response:	Yes	90%
	No	8%
	Not Sure	2%



Ninety percent students agreed that prescribed syllabus is need-based and eight percent has been shown that they are not agreed that present syllabus is need-based. Rest of them are not sure whether the syllabus is need-based or not.

4. How you find the academic atmosphere of the college inside the college premise?

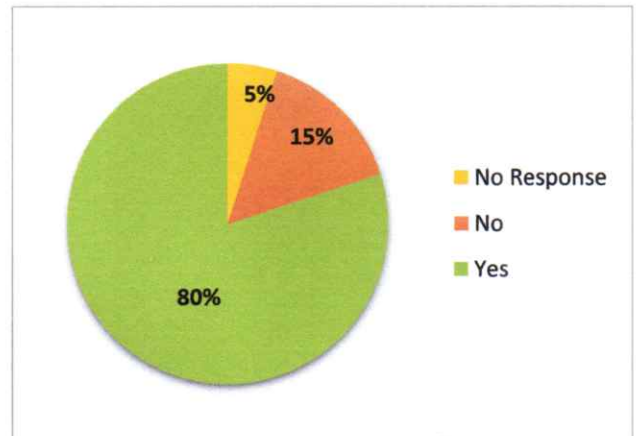
Response:	Good	10%
	Fair	15%
	Very Good	45%
	Excellent	30%



Regarding the academic atmosphere of the college inside the college premises, forty percent students feedback are very good, forty five percent have given excellent and rest gave good and fair.

5. Are the classes adjusted when any of the teacher is on leave?

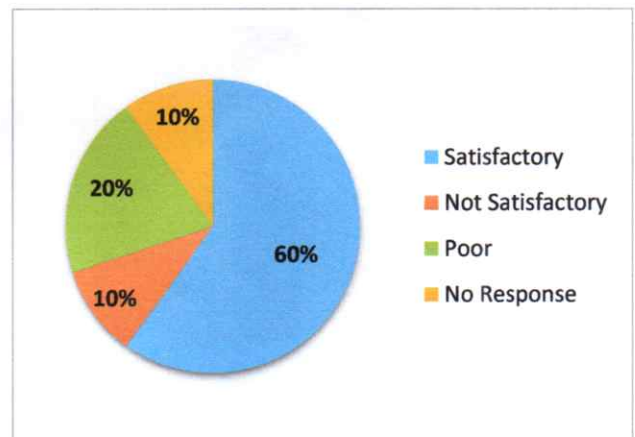
Response:	Yes	80%
	No	15%
	No Response	5%



How classes are adjusted when any of the teacher is on leave, eighty percent students' feedback were positive and fifteen percent views no adjustment made by the department. Five percent has made neutral remark on the matter.

6. Give your view on seating arrangement of the classroom?

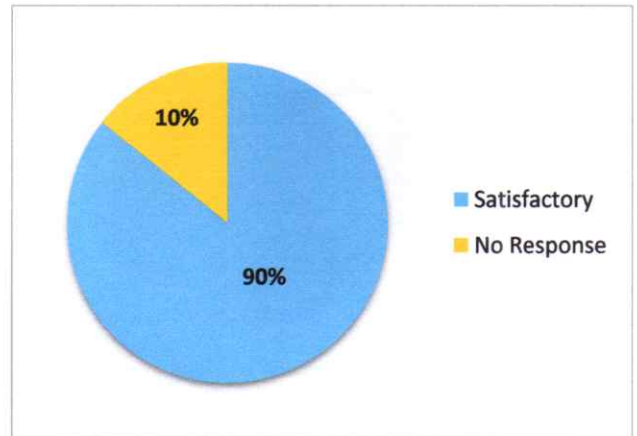
Response:	Satisfactory	60%
	Not Satisfactory	10%
	Poor	20%
	No Response	10%



Seating arrangement of the class rooms are quite satisfactory responded by sixty percent of the student and few of them responded that classrooms arrangement is not satisfactory and poor. Impartial respond came from ten percent of the student.

7. Is your teacher is very cooperative within the classroom and outside the classroom?

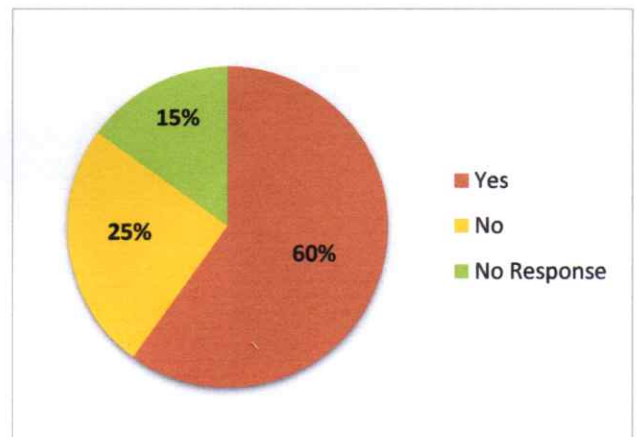
Response: Yes 90%
No 10%



Most of the students say teachers are co-operative within the classroom and outside the classroom and ten percent has been given negative response.

8. Do you know how to use computer / laptop?

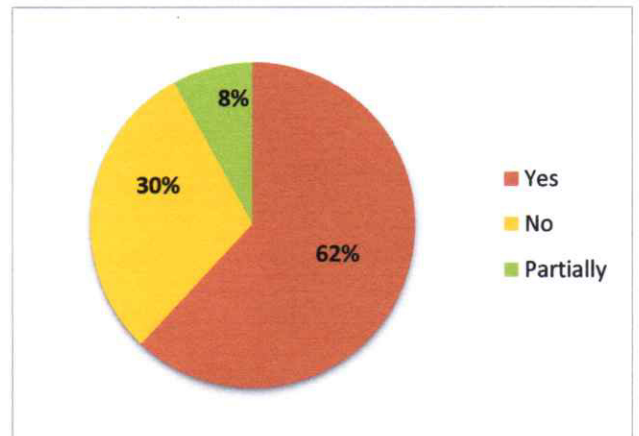
Response: Yes 60%
No 25%
No Response 15%



About the use of computer / laptop sixty percent has given positive response and eight percent claimed no, twenty five percent has given no response.

9. Do you know how to use internet?

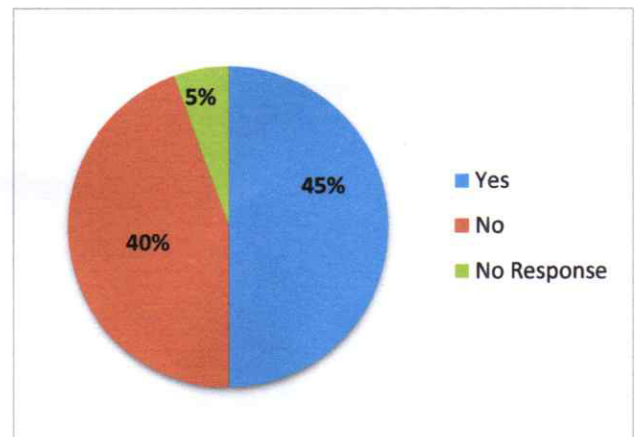
Response:	Yes	62%
	No	30%
	Partially	8%



Most of the students have knowledge about Internet application, thirty percent have mentioned that they have no knowledge about computer application, sixty two percent has given the response that they have partially know how to use Internet.

10. Are you satisfied with the ICT facility of your college?

Response:	Yes	45%
	No	40%
	No Response	5%



Regarding ICT facility forty five percent has declared that they are satisfied but forty percent was not satisfied and rest of them gave neutral response.

**Principal
Khowang College**

**Coordinator
IQAC**