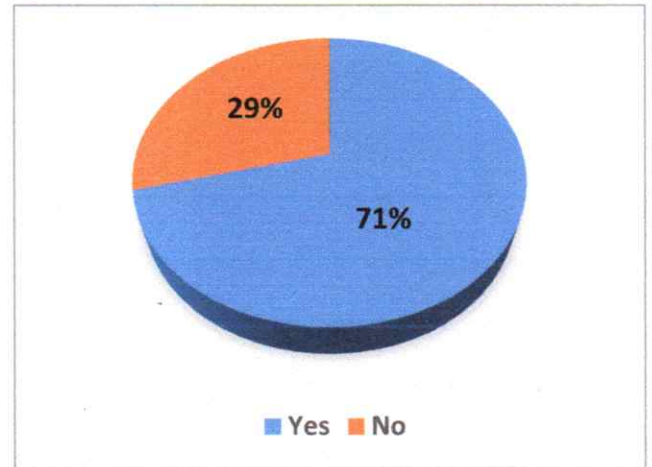




**STUDENT SATISFACTION SURVEY**  
**FY: 2017-2018**  
**AGE OF PARTICIPANTS: 18-23**

**1. Are you satisfied with the teaching approach of your teacher?**

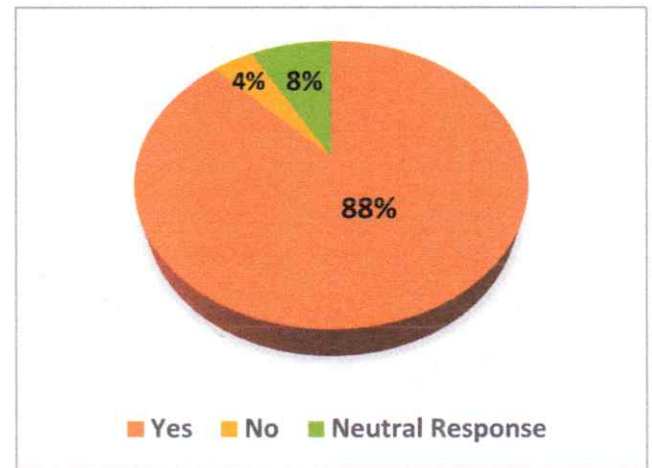
Response:	Yes	71%
	No	29%



The above pie-diagram shows that the seventy one percent of students are satisfied with the teaching approach of the teachers, twenty nine percent students gave negative feedback on that.

**2. Do you think that the internal evaluation of your college is fair?**

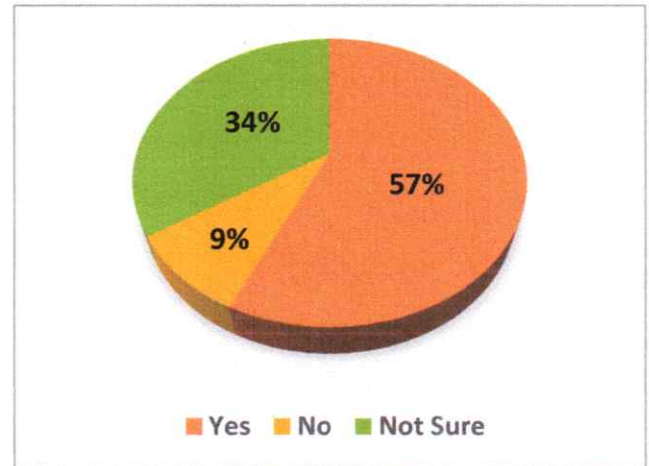
Response:	Yes	88%
	No	4%
	Neutral Response	8%



Regarding the internal evaluation system of the college eighty eight percent of the students gave the fair respond. Few of them gave negative feedback and only eight percent of them did not give any view on internal evaluation system of the college.

### 3. Do you think that prescribed syllabus is need-based?

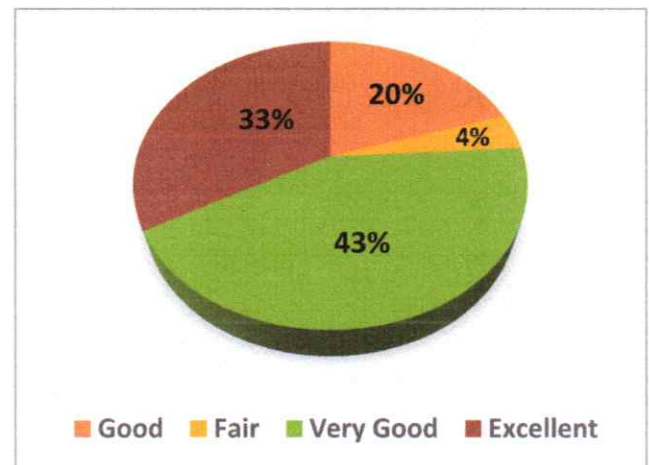
Response:	Yes	57%
	No	9%
	Not Sure	34%



Fifty seven percent students agreed that prescribed syllabus is need-based and nine percent has been shown that they are not agreed that present syllabus is need-based. Rest of them are not sure whether the syllabus is need-based or not.

### 4. How you find the academic atmosphere of the college inside the college premise?

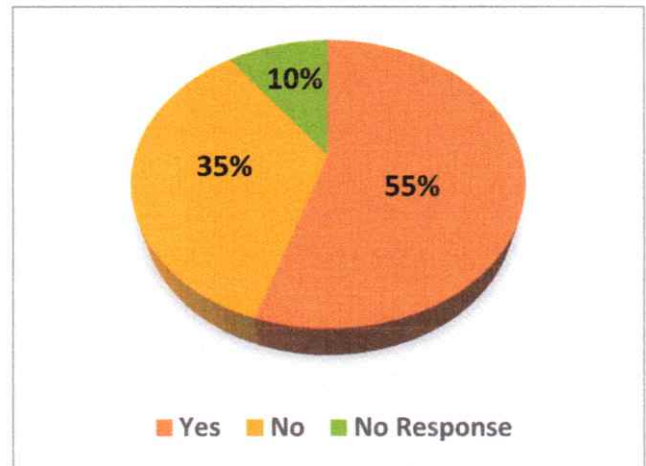
Response:	Good	20%
	Fair	4%
	Very Good	43%
	Excellent	33%



Regarding the academic atmosphere of the college inside the college premises, forty three percent students feedback are very good, thirty three percents have given excellent and rest gave good and fair.

**5. Are the classes adjusted when any of the teacher is on leave?**

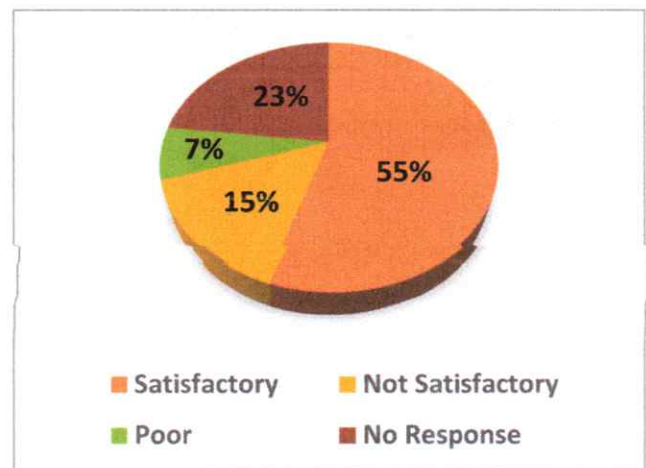
<b>Response:</b>	<b>Yes</b>	<b>55%</b>
	<b>No</b>	<b>35%</b>
	<b>No Response</b>	<b>10%</b>



How classes are adjusted when any of the teacher is on leave, fifty five percent students' feedback were positive and thirty five percent views no adjustment made by the department. Ten percent has made neutral remark on the matter.

**6. Give your view on seating arrangement of the classroom?**

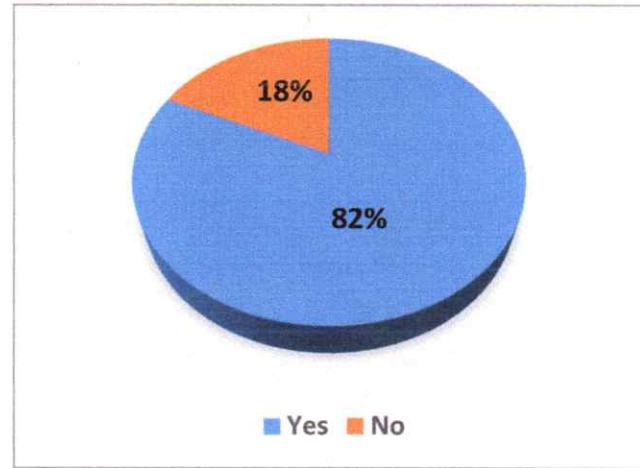
<b>Response:</b>	<b>Satisfactory</b>	<b>55%</b>
	<b>Not Satisfactory</b>	<b>15%</b>
	<b>Poor</b>	<b>7%</b>
	<b>No Response</b>	<b>23%</b>



Seating arrangement of the class rooms are quite satisfactory responded by fifty five percent of the student and few of them responded that classrooms arrangement is not satisfactory and poor. Impartial respond came from twenty three percent of the student.

**7. Is your teacher is very cooperative within the classroom and outside the classroom?**

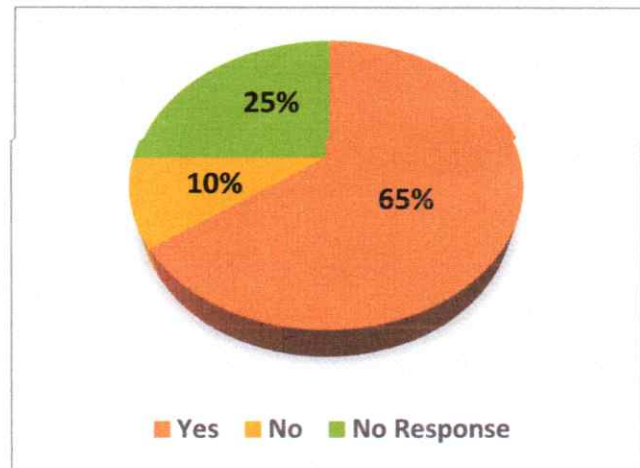
<b>Response:</b>	<b>Yes</b>	<b>82%</b>
	<b>No</b>	<b>18%</b>



Most of the students says teachers are co-operative within the classroom and outside the classroom and eighteen percent has been given negative response.

**8. Do you know how to use computer / laptop?**

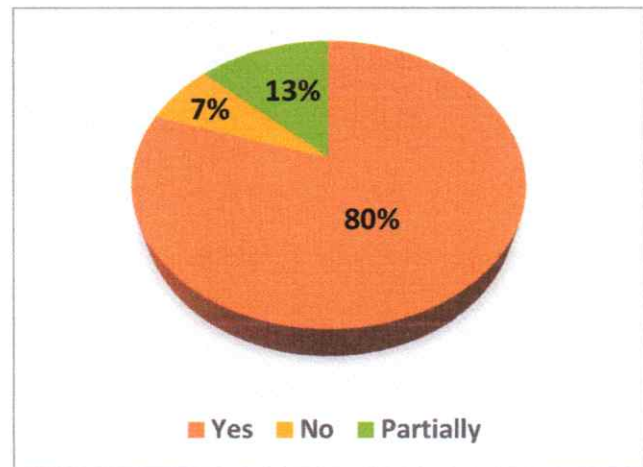
<b>Response:</b>	<b>Yes</b>	<b>65%</b>
	<b>No</b>	<b>10%</b>
	<b>No Response</b>	<b>25%</b>



About the use of computer / laptop sixty five percent has given positive response and ten percent claimed no, twenty five percent has given no response.

**9. Do you know how to use internet?**

<b>Response:</b>	<b>Yes</b>	<b>80%</b>
	<b>No</b>	<b>7%</b>
	<b>Partially</b>	<b>13%</b>



Most of the students have knowledge about Internet application, only seven percents have mentioned that they have no knowledge about computer application, thirteen percent has given the response that they have partially know how to use Internet.

Principal  
Khowang College

Coordinator  
IQAC