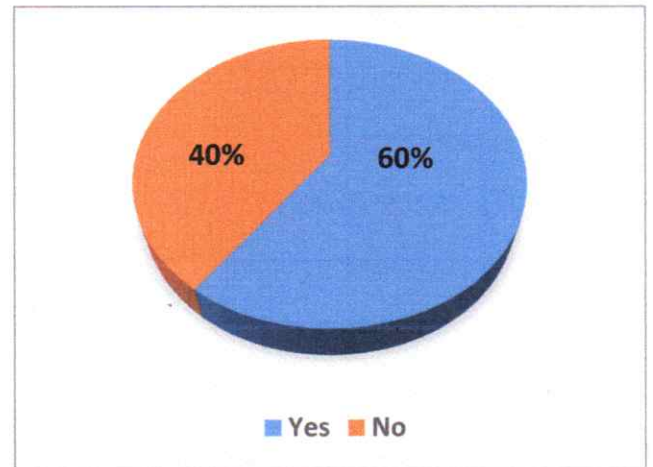




STUDENT SATISFACTION SURVEY
FY: 2018-2019
AGE OF PARTICIPANTS: 18-22

1. Are you satisfied with the teaching approach of your teacher?

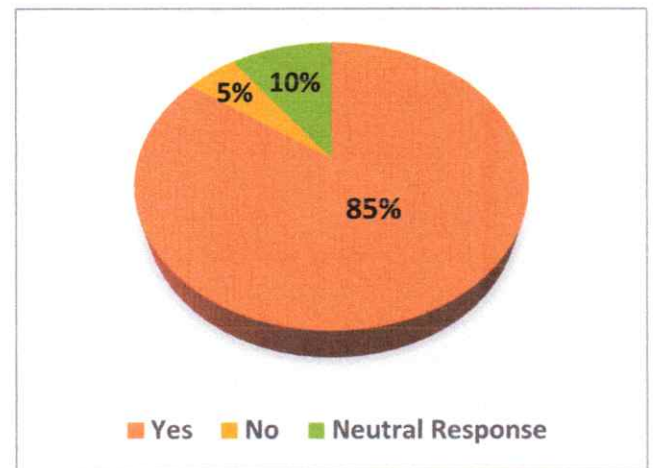
Response:	Yes	60%
	No	40%



The above pie-diagram shows that the sixty percent of students are satisfied with the teaching approach of the teachers, forty percent students gave negative feedback on that.

2. Do you think that the internal evaluation of your college is fair?

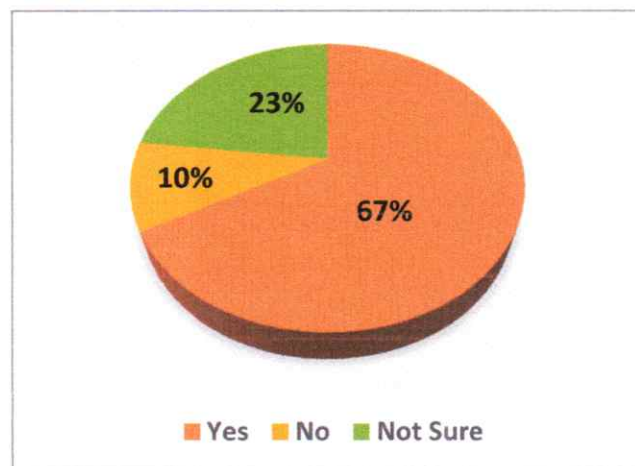
Response:	Yes	85%
	No	5%
	Neutral Response	10%



Regarding the internal evaluation system of the college eighty five percent of the students gave the fair respond. Few of them gave negative feedback and only ten percent of them did not give any view on internal evaluation system of the college.

3. Do you think that prescribed syllabus is need-based?

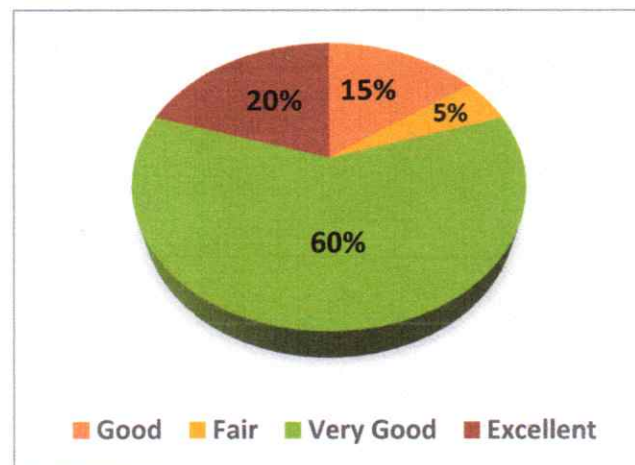
Response:	Yes	67%
	No	10%
	Not Sure	23%



Sixty seven percent students agreed that prescribed syllabus is need-based and ten percent has been shown that they are not agreed that present syllabus is need-based. Rest of them are not sure whether the syllabus is need-based or not.

4. How you find the academic atmosphere of the college inside the college premise?

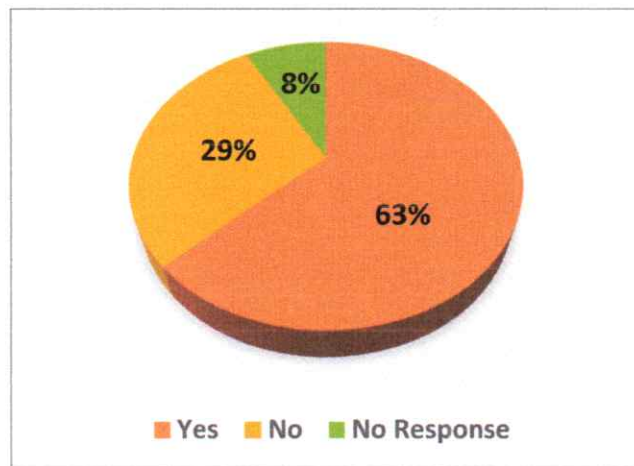
Response:	Good	15%
	Fair	5%
	Very Good	60%
	Excellent	20%



Regarding the academic atmosphere of the college inside the college premises, sixty percent students feedback are very good, twenty percents have given excellent and rest gave good and fair.

5. Are the classes adjusted when any of the teacher is on leave?

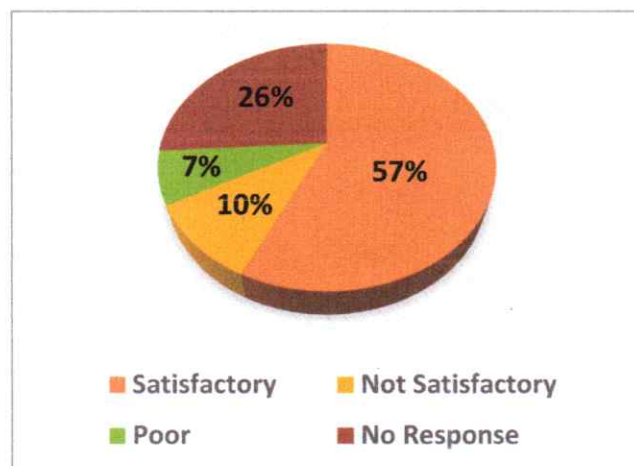
Response:	Yes	63%
	No	29%
	No Response	8%



How classes are adjusted when any of the teacher is on leave, sixty three percent students' feedback were positive and twenty nine percent views no adjustment made by the department. Eight percent has made neutral remark on the matter.

6. Give your view on seating arrangement of the classroom?

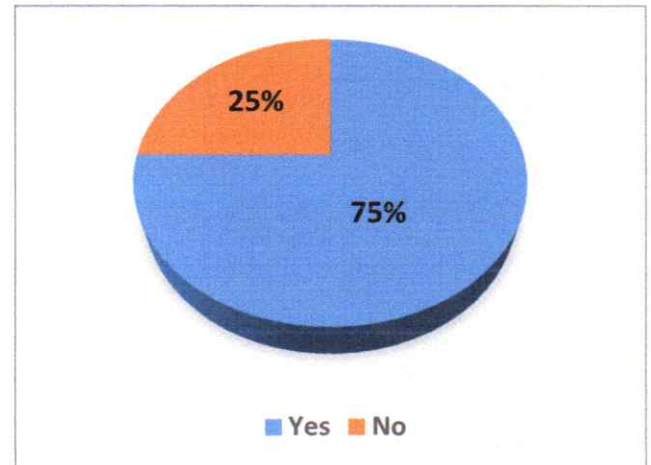
Response:	Satisfactory	57%
	Not Satisfactory	10%
	Poor	7%
	No Response	26%



Seating arrangement of the class rooms are quite satisfactory responded by fifty seven percent of the student and few of them responded that classrooms arrangement is not satisfactory and poor. Impartial respond came from twenty six percent of the student.

7. Is your teacher is very cooperative within the classroom and outside the classroom?

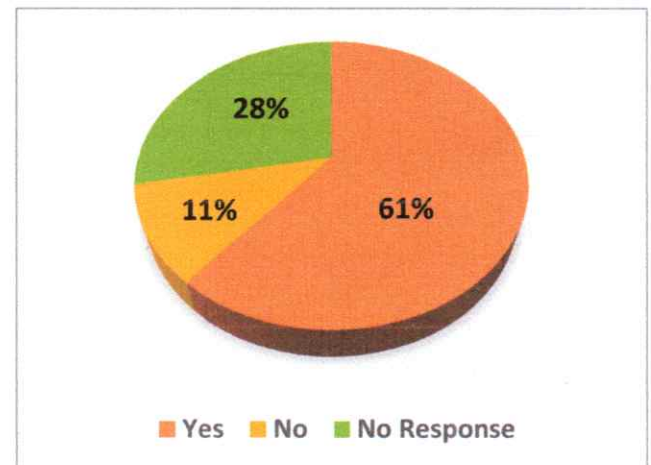
Response:	Yes	75%
	No	25%



Most of the students says teachers are co-operative within the classroom and outside the classroom and twenty five percent has been given negative response.

8. Do you know how to use computer / laptop?

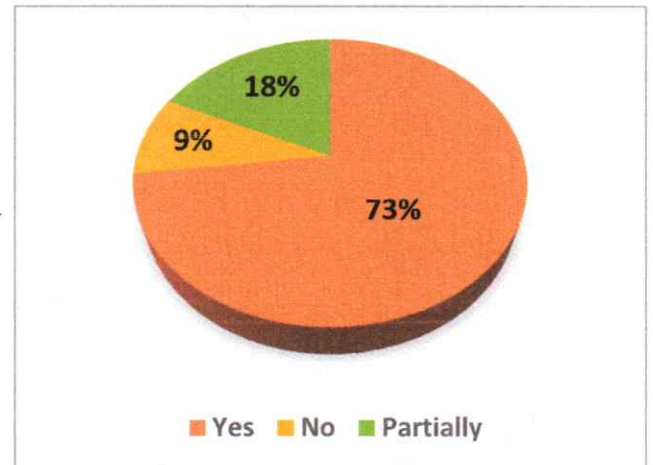
Response:	Yes	61%
	No	11%
	No Response	28%



About the use of computer / laptop sixty five percent has given positive response and ten percent claimed no, twenty five percent has given no response.

9. Do you know how to use internet?

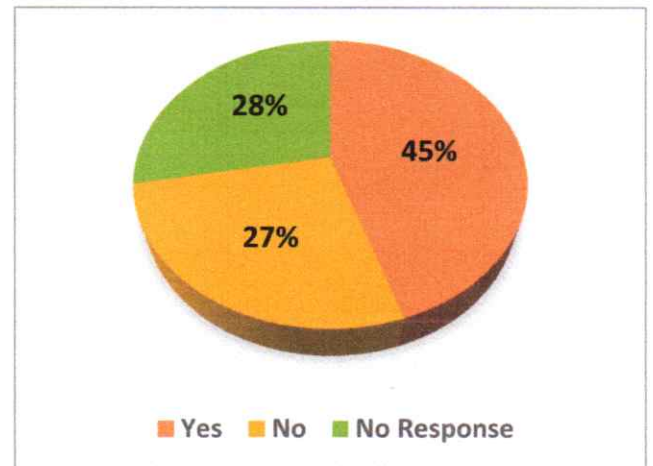
Response:	Yes	73%
	No	9%
	Partially	18%



Most of the students have knowledge about Internet application, only seven percents have mentioned that they have no knowledge about computer application, thirteen percent has given the response that they have partially know how to use Internet.

10. Are you satisfied with the ICT facility of your college?

Response:	Yes	45%
	No	27%
	No Response	28%



Regarding ICT facility forty five percent has declared that they are satisfied but twenty seven percent was not satisfied and rest of them gave natural respond.

Principal
Khowang College

Coordinator
IQAC