



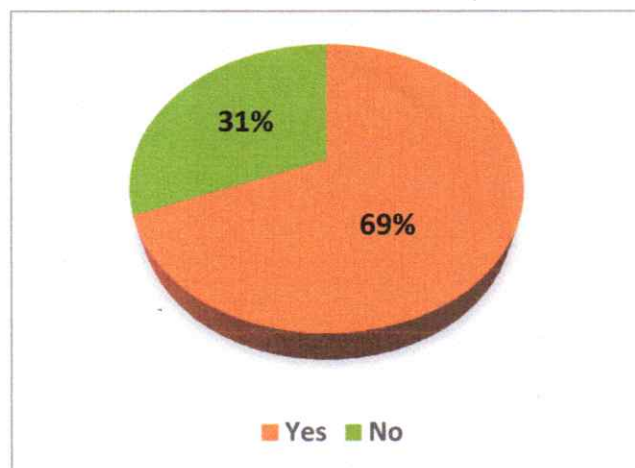
STUDENT SATISFACTION SURVEY

FY: 2019-2020

AGE OF PARTICIPANTS: 19-22

1. Are you satisfied with the teaching approach of your teacher?

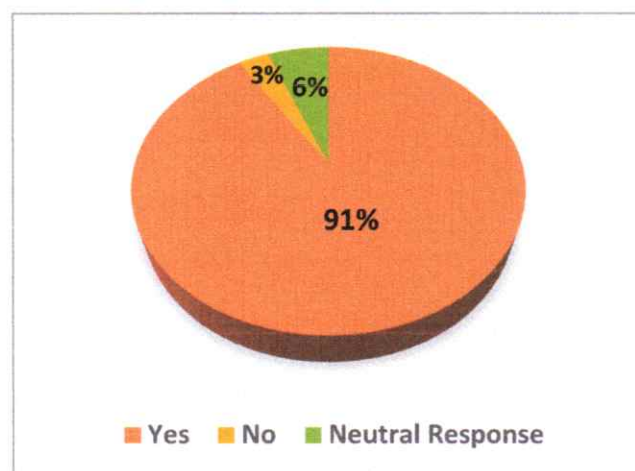
Response:	Yes	69%
	No	31%



The above pie-diagram shows that the sixty nine percent of students are satisfied with the teaching approach of the teachers, thirty one percent students gave negative feedback on that.

2. Do you think that the internal evaluation of your college is fair?

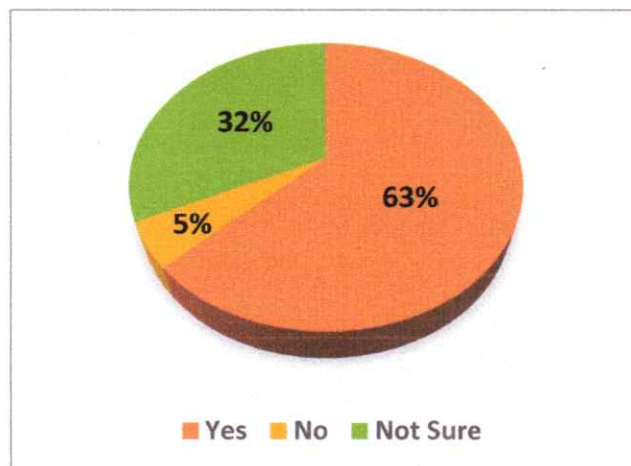
Response:	Yes	91%
	No	3%
	Neutral Response	6%



Regarding the internal evaluation system of the college ninety one percent of the students gave the fair respond. Few of them gave negative feedback and only six percent of them did not give any view on internal evaluation system of the college.

3. Do you think that prescribed syllabus is need-based?

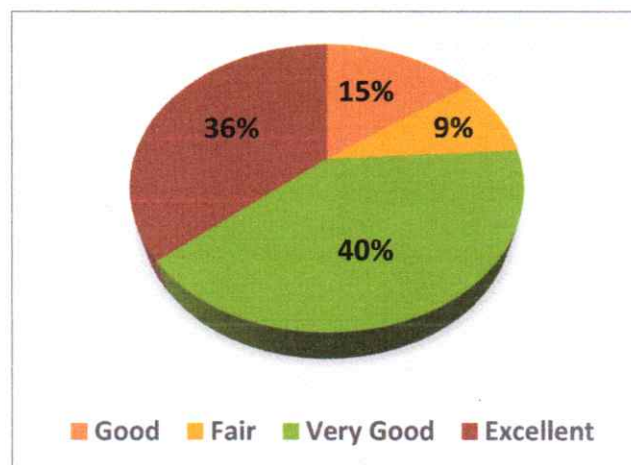
Response:	Yes	63%
	No	5%
	Not Sure	32%



Sixty three percent students agreed that prescribed syllabus is need-based and five percent has been shown that they are not agreed that present syllabus is need-based. Rest of them are not sure whether the syllabus is need-based or not.

4. How you find the academic atmosphere of the college inside the college premise?

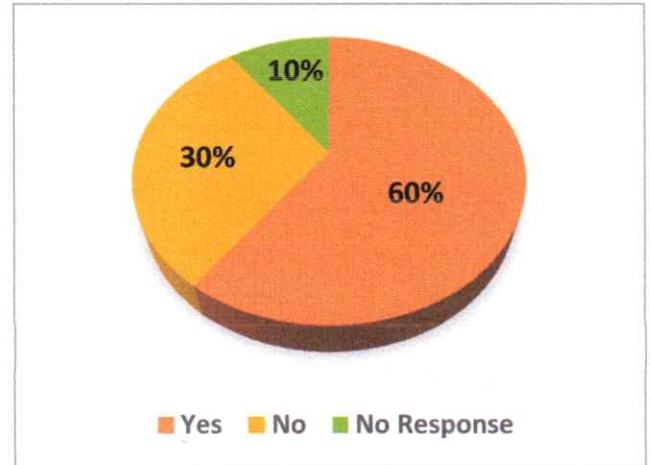
Response:	Good	15%
	Fair	9%
	Very Good	40%
	Excellent	36%



Regarding the academic atmosphere of the college inside the college premises, forty percent students feedback are very good, thirty six percents have given excellent and rest gave good and fair.

5. Are the classes adjusted when any of the teacher is on leave?

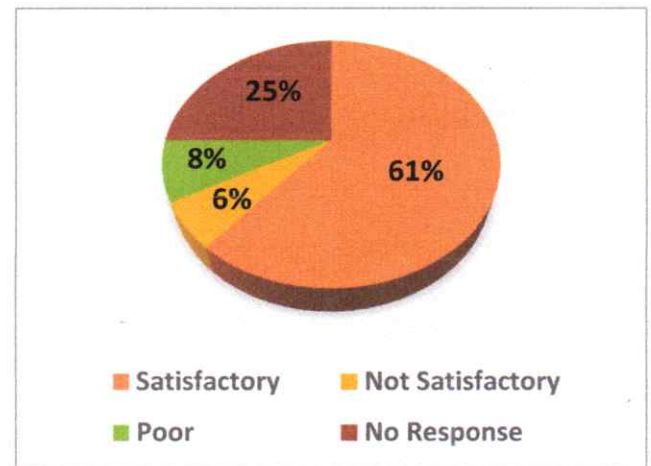
Response:	Yes	60%
	No	30%
	No Response	10%



How classes are adjusted when any of the teacher is on leave, sixty percent students' feedback were positive and thirty percent views no adjustment made by the department. ten percent has made neutral remark on the matter.

6. Give your view on seating arrangement of the classroom?

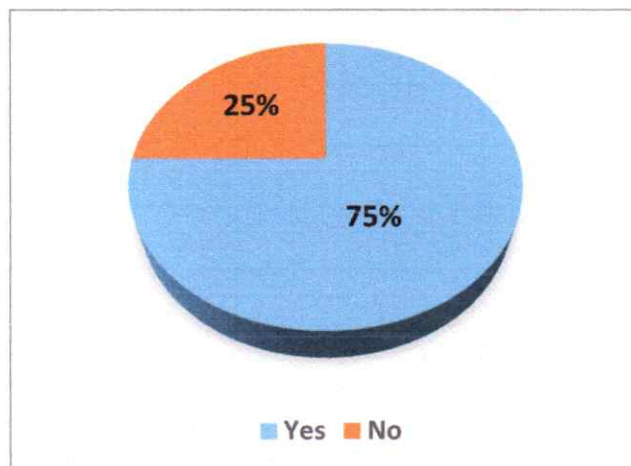
Response:	Satisfactory	61%
	Not Satisfactory	6%
	Poor	8%
	No Response	25%



Seating arrangement of the class rooms are quite satisfactory responded by sixty percent of the student and few of them responded that classrooms arrangement is not satisfactory and poor. Impartial respond came from twenty five percent of the student.

7. Is your teacher is very cooperative within the classroom and outside the classroom?

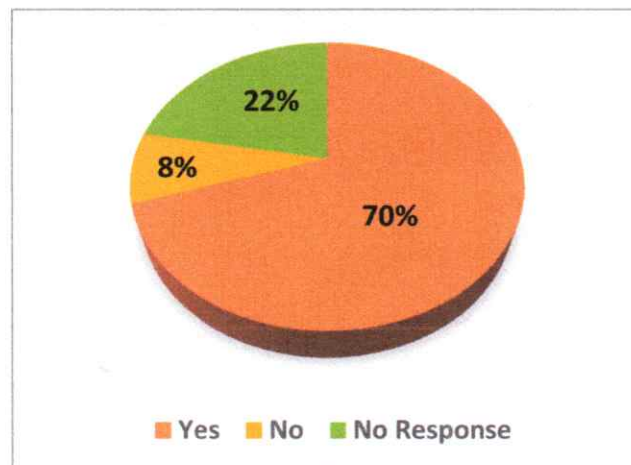
Response: Yes 74%
No 26%



Most of the students says teachers are co-operative within the classroom and outside the classroom and twenty six percent has been given negative response.

8. Do you know how to use computer / laptop?

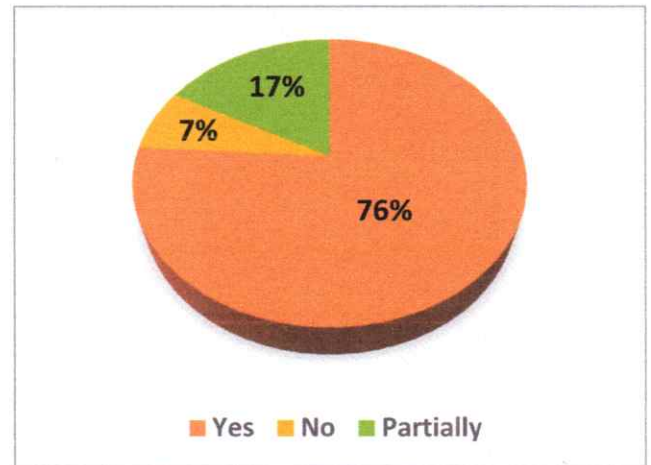
Response: Yes 70%
No 8%
No Response 22%



About the use of computer / laptop seventy percent has given positive response and eight percent claimed no, twenty two percent has given no response.

9. Do you know how to use internet?

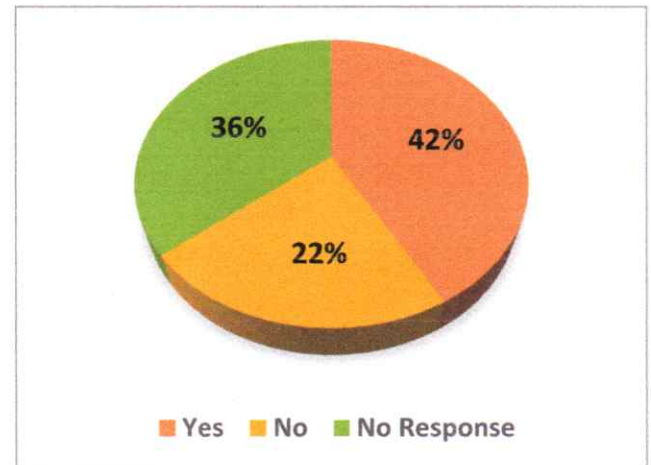
Response:	Yes	76%
	No	7%
	Partially	17%



Most of the students have knowledge about Internet application, only seven percents have mentioned that they have no knowledge about computer application, seventeen percent has given the response that they have partially know how to use Internet.

10. Are you satisfied with the ICT facility of your college?

Response:	Yes	42%
	No	22%
	No Response	36%



Regarding ICT facility forty two percent has declared that they are satisfied but twenty two percent was not satisfied and rest of them gave natural respond.

Principal
Khowang College

Pipali Sautin

Coordinator
IQAC