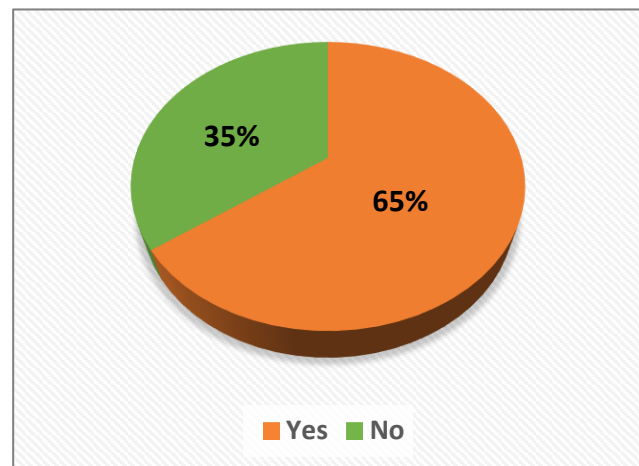




**STUDENT SATISFACTION SURVEY**  
**FY: 2020-2021**  
**AGE OF PARTICIPANTS: 19-22**

**1. Are you satisfied with the teaching approach of your teacher?**

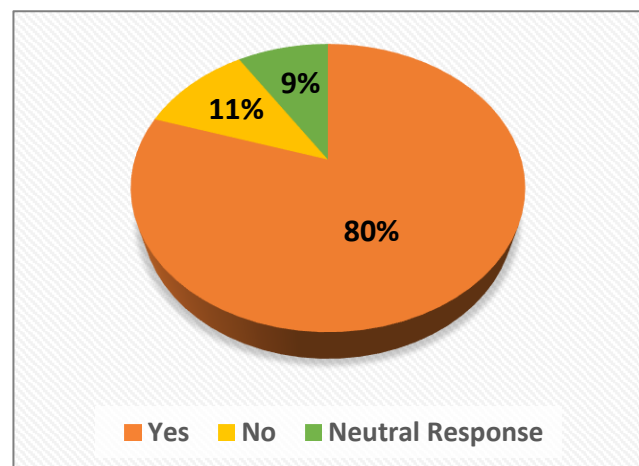
<b>Response:</b>	<b>Yes</b>	<b>65%</b>
	<b>No</b>	<b>35%</b>



In 2020-21 due to the lockdown of Covid-19 Pandemic, most of the classes have been taken by the teachers on online mode. It has been seen that poor network is one of the major reason of poor class attendance. Therefore ,35 percent students have declared that they are not satisfied with the teaching approach of the teachers.

**2. Do you think that the internal evaluation of your college is fair?**

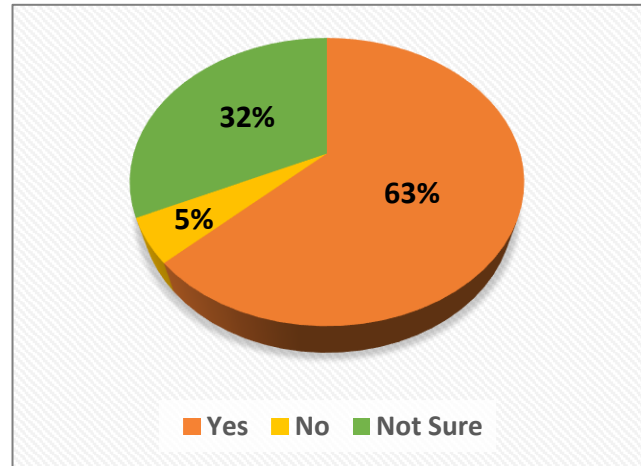
<b>Response:</b>	<b>Yes</b>	<b>80%</b>
	<b>No</b>	<b>11%</b>
	<b>Neutral Response</b>	<b>9%</b>



In the case of fairness of internal evaluation system, 80 percent says fair, 11 percent says no and 9 percent become neutral in this matter.

### 3. Do you think that prescribed syllabus is need-based?

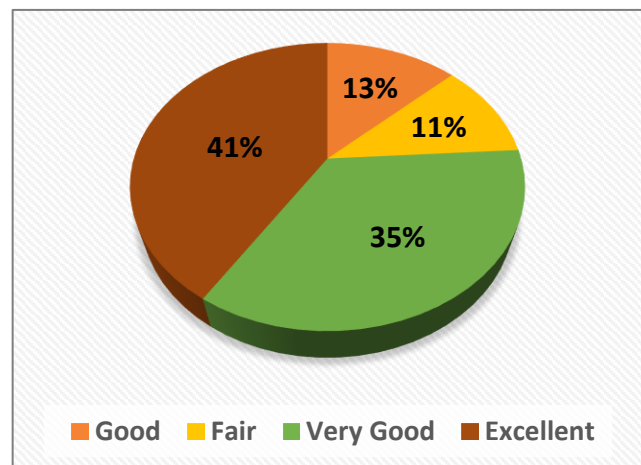
Response:	Yes	55%
	No	14%
	Not Sure	31%



The feedback of the students highlighted that 55 percent are satisfied with the prescribed syllabus, but 14 percent are not satisfied, 31 percent are not sure regarding this issue.

### 4. How you find the academic atmosphere of the college inside the college premise?

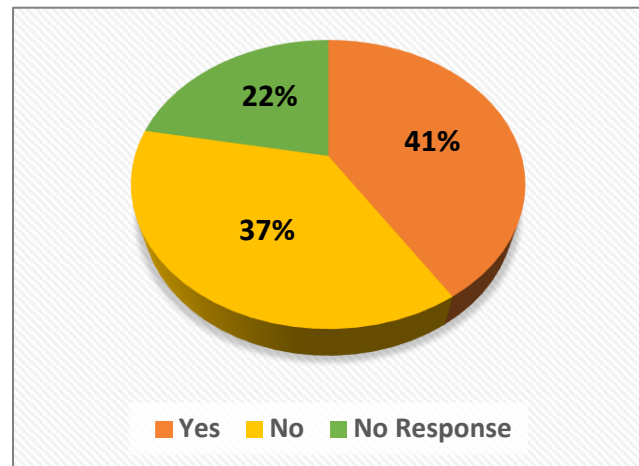
Response:	Good	13%
	Fair	11%
	Very Good	35%
	Excellent	41%



From student satisfactory survey (SSS), it has been seen that 41 percent students are satisfied with the academic atmosphere of the college, 35 percent says very good and rest of them say fair and good.

**5. Are the classes adjusted when any of the teacher is on leave?**

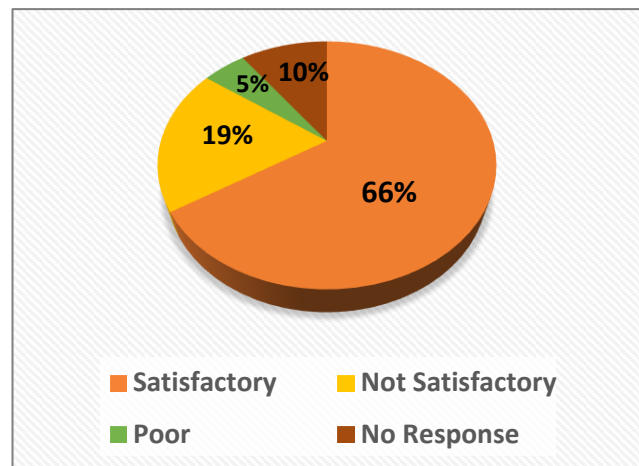
<b>Response:</b>	<b>Yes</b>	<b>41%</b>
	<b>No</b>	<b>37%</b>
	<b>No Response</b>	<b>22%</b>



Classes are adjusted when any of the teacher is on leave, 41 percent student says yes, and 37 percent opined no and 20 percent did not give any response.

**6. Give your view on seating arrangement of the classroom?**

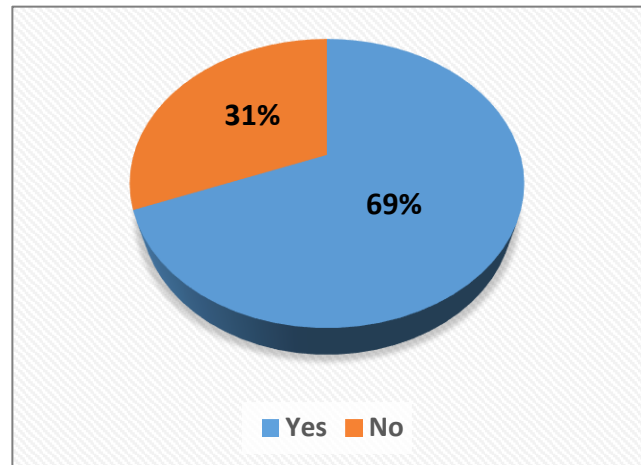
<b>Response:</b>	<b>Satisfactory</b>	<b>66%</b>
	<b>Not Satisfactory</b>	<b>19%</b>
	<b>Poor</b>	<b>5%</b>
	<b>No Response</b>	<b>10%</b>



Regarding sitting arrangement 66 percent are satisfied.

**7. Is your teacher is very cooperative within the classroom and outside the classroom?**

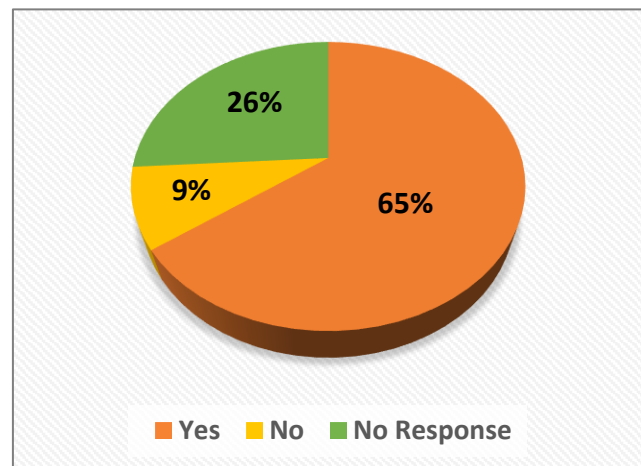
**Response: Yes 69%**  
**No 31%**



Out of 215 students 69 percent views that teacher is cooperative within the classroom and outside the classroom. Rest of them say teachers are not cooperative.

**8. Do you know how to use computer / laptop?**

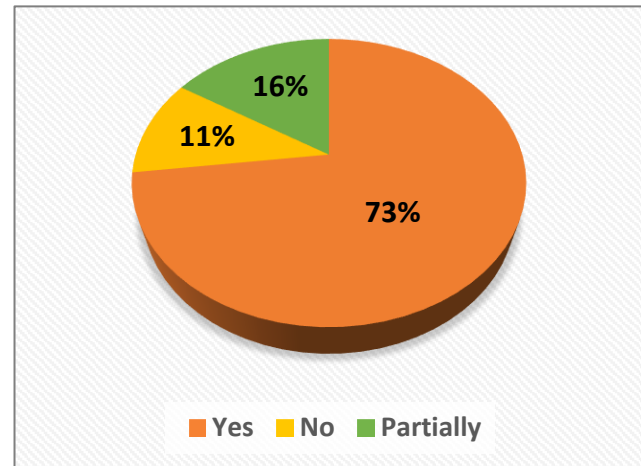
**Response: Yes 65%**  
**No 9%**  
**No Response 26%**



Regarding computer use 65 percent has declared they know how to use computer.

**9. Do you know how to use internet?**

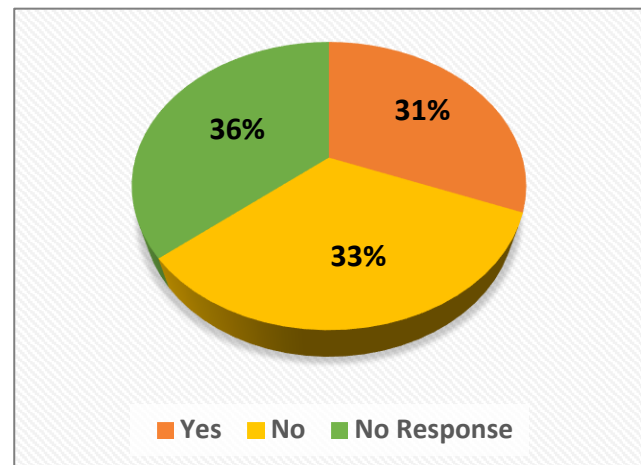
<b>Response:</b>	<b>Yes</b>	<b>73%</b>
	<b>No</b>	<b>11%</b>
	<b>Partially</b>	<b>16%</b>



Regarding internet 73 percent students declare that they know the use of internet.

**10. Are you satisfied with the ICT facility of your college?**

<b>Response:</b>	<b>Yes</b>	<b>31%</b>
	<b>No</b>	<b>33%</b>
	<b>No Response</b>	<b>36%</b>



Out of 215 students ,31percents are satisfied with the ICT facilities of the college,33 percent say no, and 36 percent does not give any response.