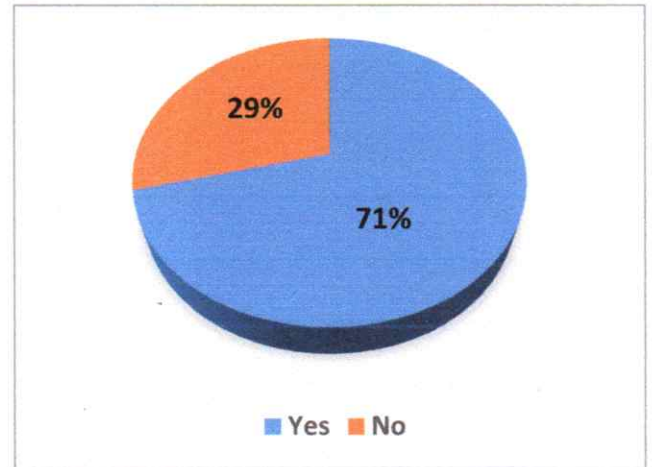




STUDENT SATISFACTION SURVEY
FY: 2017-2018
AGE OF PARTICIPANTS: 18-23

1. Are you satisfied with the teaching approach of your teacher?

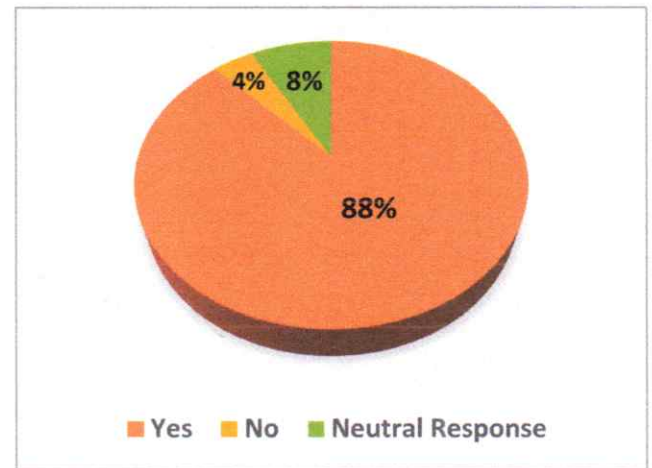
Response:	Yes	71%
	No	29%



The above pie-diagram shows that the seventy one percent of students are satisfied with the teaching approach of the teachers, twenty nine percent students gave negative feedback on that.

2. Do you think that the internal evaluation of your college is fair?

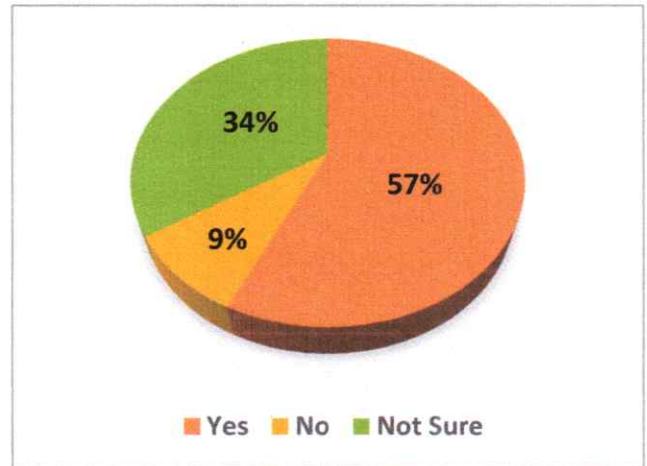
Response:	Yes	88%
	No	4%
	Neutral Response	8%



Regarding the internal evaluation system of the college eighty eight percent of the students gave the fair respond. Few of them gave negative feedback and only eight percent of them did not give any view on internal evaluation system of the college.

3. Do you think that prescribed syllabus is need-based?

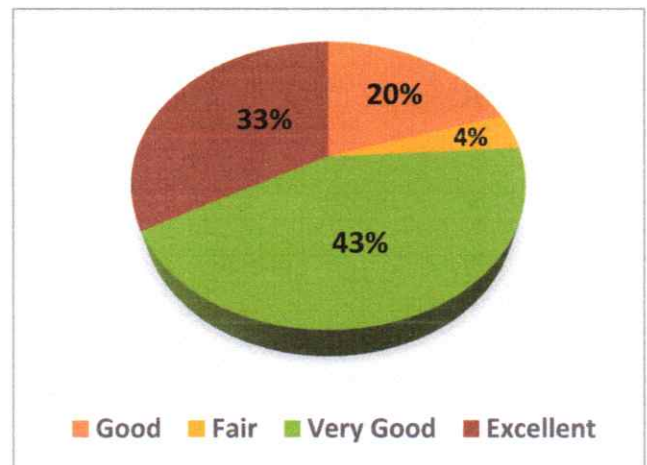
Response:	Yes	57%
	No	9%
	Not Sure	34%



Fifty seven percent students agreed that prescribed syllabus is need-based and nine percent has been shown that they are not agreed that present syllabus is need-based. Rest of them are not sure whether the syllabus is need-based or not.

4. How you find the academic atmosphere of the college inside the college premise?

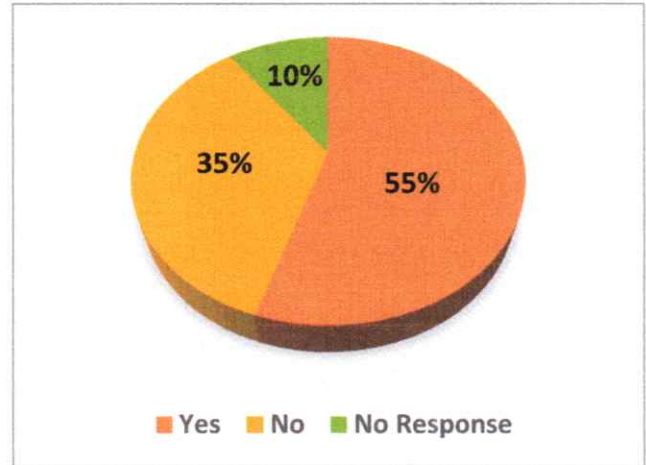
Response:	Good	20%
	Fair	4%
	Very Good	43%
	Excellent	33%



Regarding the academic atmosphere of the college inside the college premises, forty three percent students feedback are very good, thirty three percents have given excellent and rest gave good and fair.

5. Are the classes adjusted when any of the teacher is on leave?

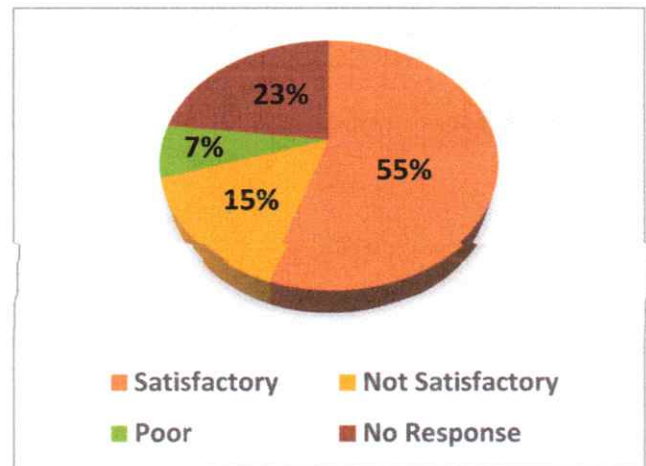
Response:	Yes	55%
	No	35%
	No Response	10%



How classes are adjusted when any of the teacher is on leave, fifty five percent students' feedback were positive and thirty five percent views no adjustment made by the department. Ten percent has made neutral remark on the matter.

6. Give your view on seating arrangement of the classroom?

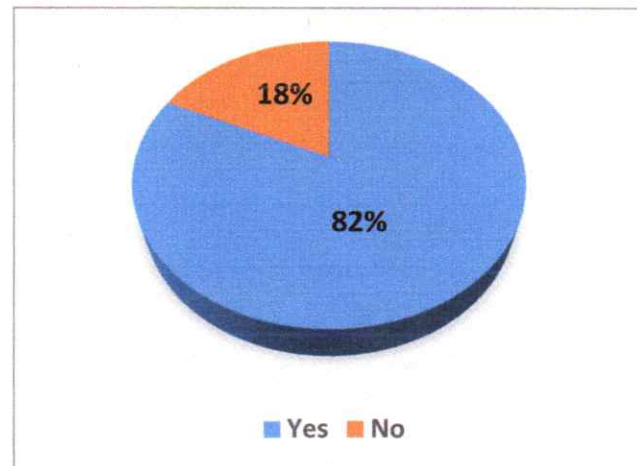
Response:	Satisfactory	55%
	Not Satisfactory	15%
	Poor	7%
	No Response	23%



Seating arrangement of the class rooms are quite satisfactory responded by fifty five percent of the student and few of them responded that classrooms arrangement is not satisfactory and poor. Impartial respond came from twenty three percent of the student.

7. Is your teacher is very cooperative within the classroom and outside the classroom?

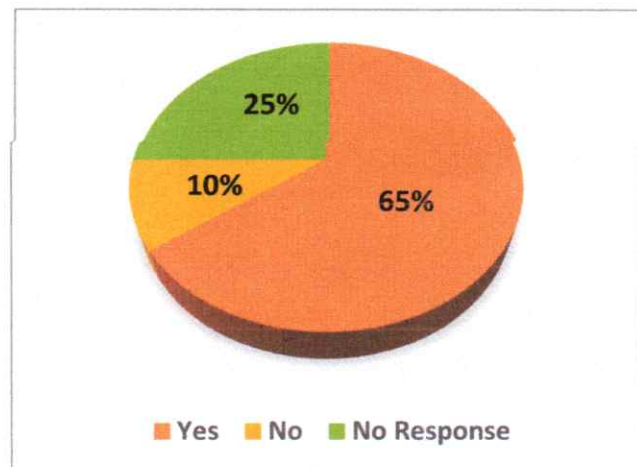
Response:	Yes	82%
	No	18%



Most of the students says teachers are co-operative within the classroom and outside the classroom and eighteen percent has been given negative response.

8. Do you know how to use computer / laptop?

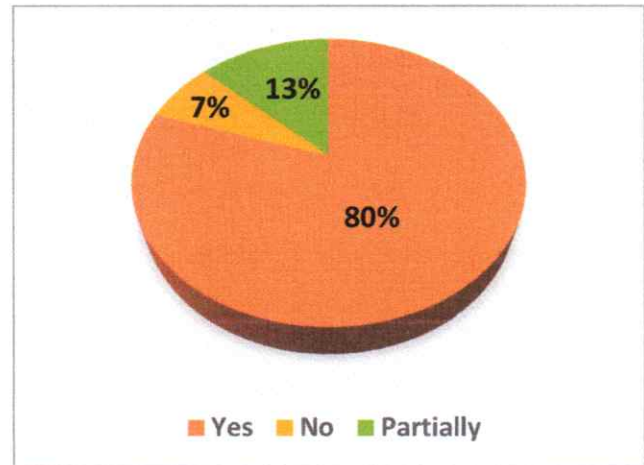
Response:	Yes	65%
	No	10%
	No Response	25%



About the use of computer / laptop sixty five percent has given positive response and ten percent claimed no, twenty five percent has given no response.

9. Do you know how to use internet?

Response:	Yes	80%
	No	7%
	Partially	13%



Most of the students have knowledge about Internet application, only seven percents have mentioned that they have no knowledge about computer application, thirteen percent has given the response that they have partially know how to use Internet.

Principal
Khowang College

Coordinator
IQAC



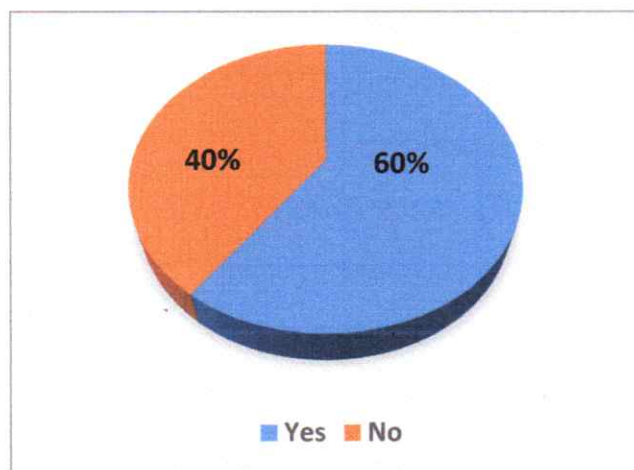
STUDENT SATISFACTION SURVEY

FY: 2018-2019

AGE OF PARTICIPANTS: 18-22

1. Are you satisfied with the teaching approach of your teacher?

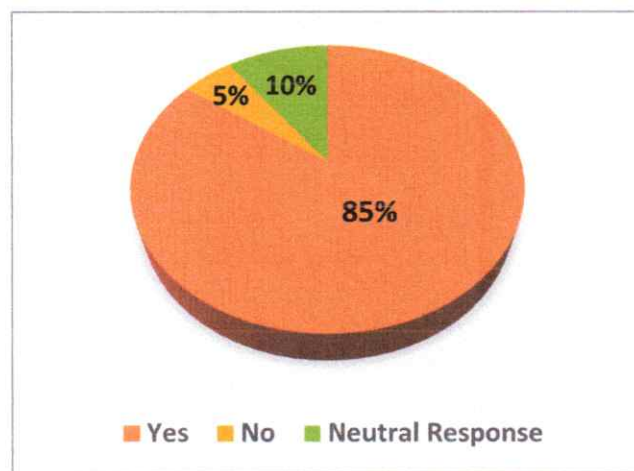
Response:	Yes	60%
	No	40%



The above pie-diagram shows that the sixty percent of students are satisfied with the teaching approach of the teachers, forty percent students gave negative feedback on that.

2. Do you think that the internal evaluation of your college is fair?

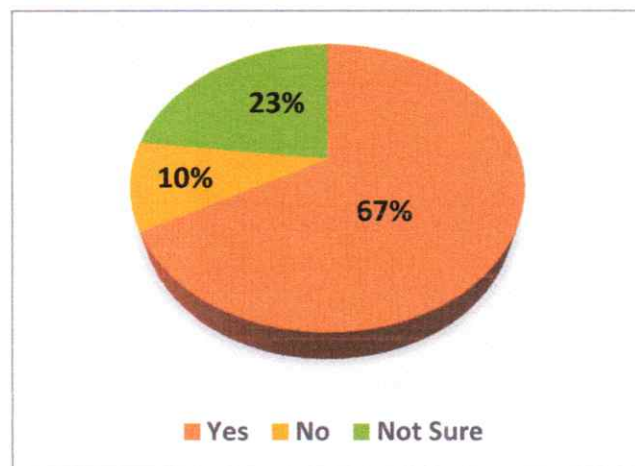
Response:	Yes	85%
	No	5%
	Neutral Response	10%



Regarding the internal evaluation system of the college eighty five percent of the students gave the fair respond. Few of them gave negative feedback and only ten percent of them did not give any view on internal evaluation system of the college.

3. Do you think that prescribed syllabus is need-based?

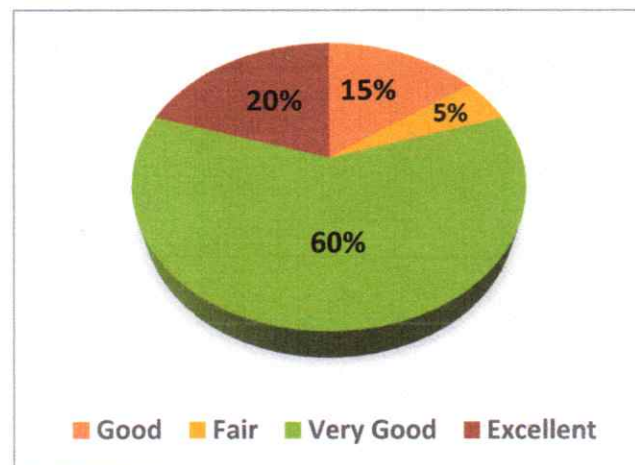
Response:	Yes	67%
	No	10%
	Not Sure	23%



Sixty seven percent students agreed that prescribed syllabus is need-based and ten percent has been shown that they are not agreed that present syllabus is need-based. Rest of them are not sure whether the syllabus is need-based or not.

4. How you find the academic atmosphere of the college inside the college premise?

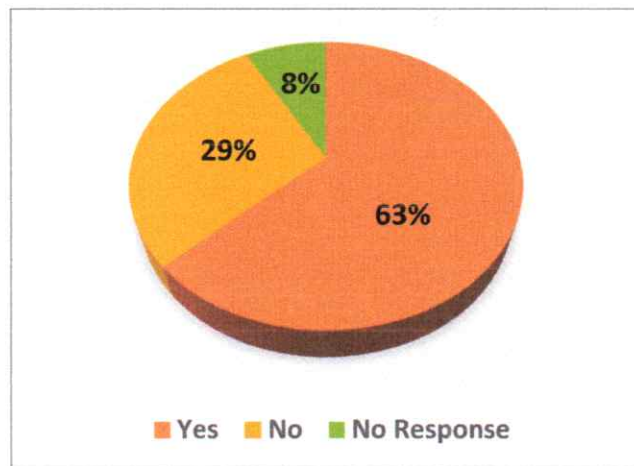
Response:	Good	15%
	Fair	5%
	Very Good	60%
	Excellent	20%



Regarding the academic atmosphere of the college inside the college premises, sixty percent students feedback are very good, twenty percents have given excellent and rest gave good and fair.

5. Are the classes adjusted when any of the teacher is on leave?

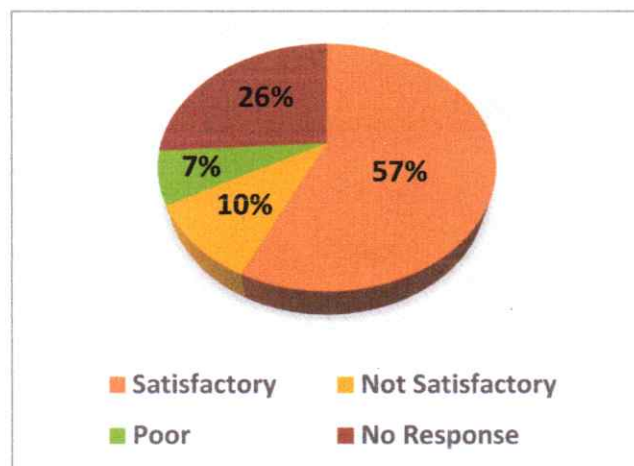
Response:	Yes	63%
	No	29%
	No Response	8%



How classes are adjusted when any of the teacher is on leave, sixty three percent students' feedback were positive and twenty nine percent views no adjustment made by the department. Eight percent has made neutral remark on the matter.

6. Give your view on seating arrangement of the classroom?

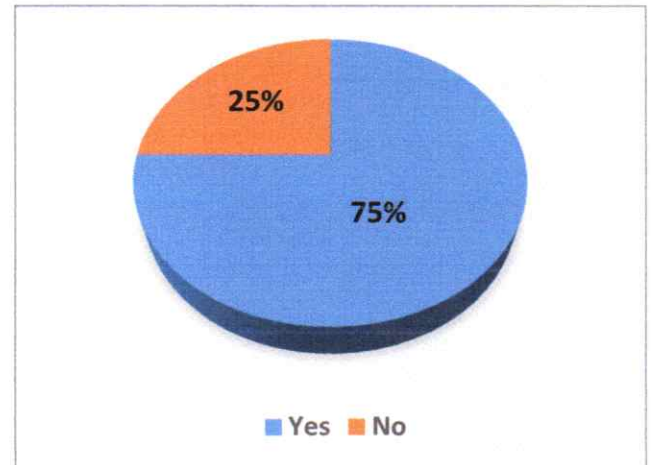
Response:	Satisfactory	57%
	Not Satisfactory	10%
	Poor	7%
	No Response	26%



Seating arrangement of the class rooms are quite satisfactory responded by fifty seven percent of the student and few of them responded that classrooms arrangement is not satisfactory and poor. Impartial respond came from twenty six percent of the student.

7. Is your teacher is very cooperative within the classroom and outside the classroom?

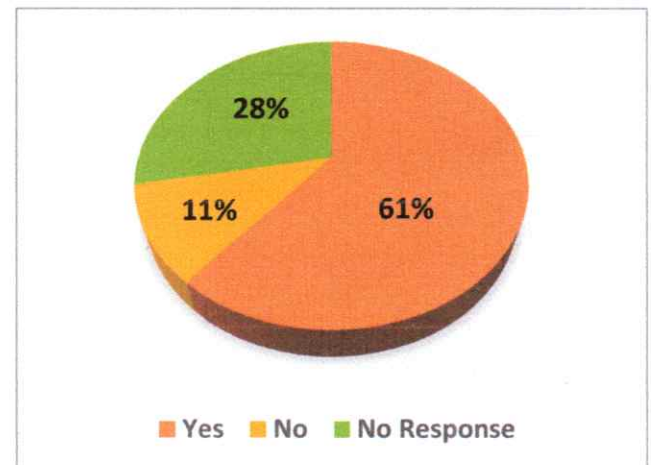
Response:	Yes	75%
	No	25%



Most of the students says teachers are co-operative within the classroom and outside the classroom and twenty five percent has been given negative response.

8. Do you know how to use computer / laptop?

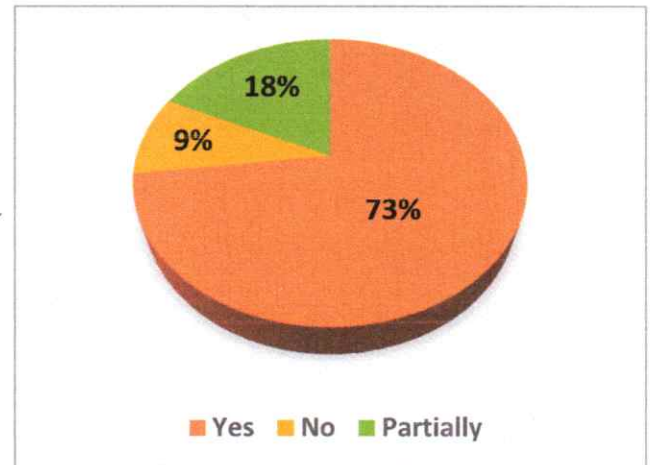
Response:	Yes	61%
	No	11%
	No Response	28%



About the use of computer / laptop sixty five percent has given positive response and ten percent claimed no, twenty five percent has given no response.

9. Do you know how to use internet?

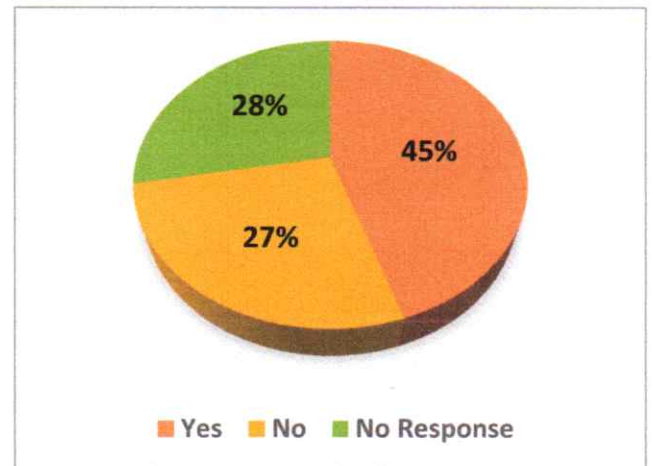
Response:	Yes	73%
	No	9%
	Partially	18%



Most of the students have knowledge about Internet application, only seven percents have mentioned that they have no knowledge about computer application, thirteen percent has given the response that they have partially know how to use Internet.

10. Are you satisfied with the ICT facility of your college?

Response:	Yes	45%
	No	27%
	No Response	28%



Regarding ICT facility forty five percent has declared that they are satisfied but twenty seven percent was not satisfied and rest of them gave natural respond.

Principal
Khowang College

Coordinator
IQAC



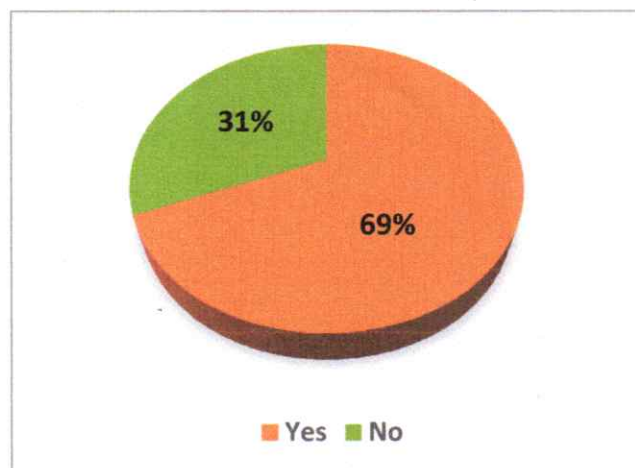
STUDENT SATISFACTION SURVEY

FY: 2019-2020

AGE OF PARTICIPANTS: 19-22

1. Are you satisfied with the teaching approach of your teacher?

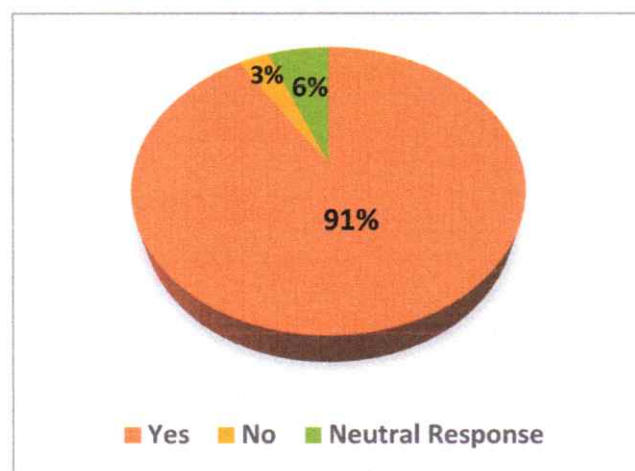
Response:	Yes	69%
	No	31%



The above pie-diagram shows that the sixty nine percent of students are satisfied with the teaching approach of the teachers, thirty one percent students gave negative feedback on that.

2. Do you think that the internal evaluation of your college is fair?

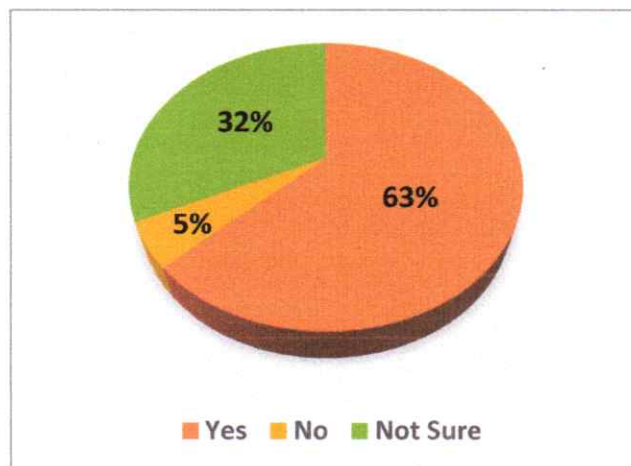
Response:	Yes	91%
	No	3%
	Neutral Response	6%



Regarding the internal evaluation system of the college ninety one percent of the students gave the fair respond. Few of them gave negative feedback and only six percent of them did not give any view on internal evaluation system of the college.

3. Do you think that prescribed syllabus is need-based?

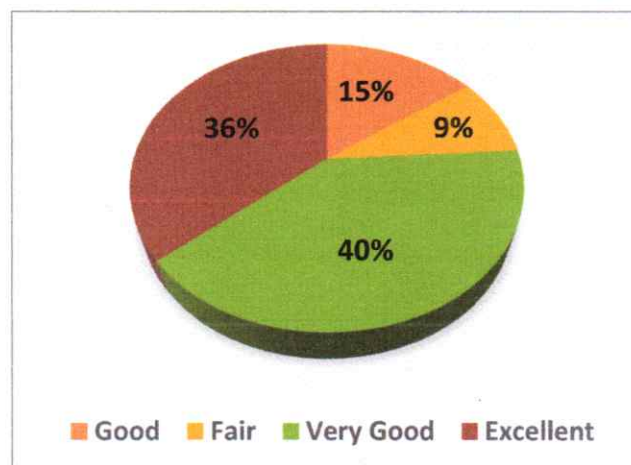
Response:	Yes	63%
	No	5%
	Not Sure	32%



Sixty three percent students agreed that prescribed syllabus is need-based and five percent has been shown that they are not agreed that present syllabus is need-based. Rest of them are not sure whether the syllabus is need-based or not.

4. How you find the academic atmosphere of the college inside the college premise?

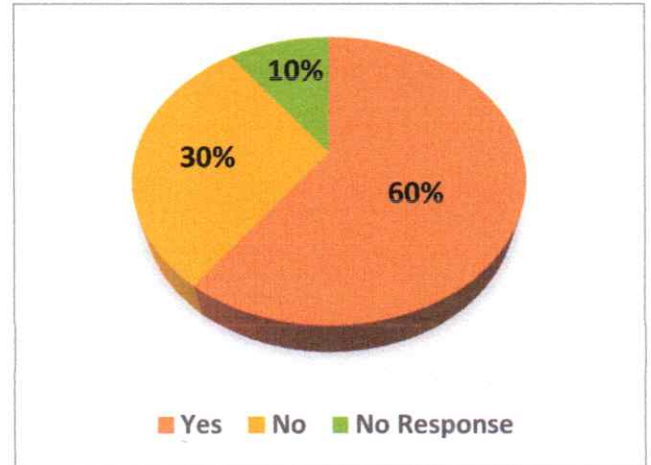
Response:	Good	15%
	Fair	9%
	Very Good	40%
	Excellent	36%



Regarding the academic atmosphere of the college inside the college premises, forty percent students feedback are very good, thirty six percents have given excellent and rest gave good and fair.

5. Are the classes adjusted when any of the teacher is on leave?

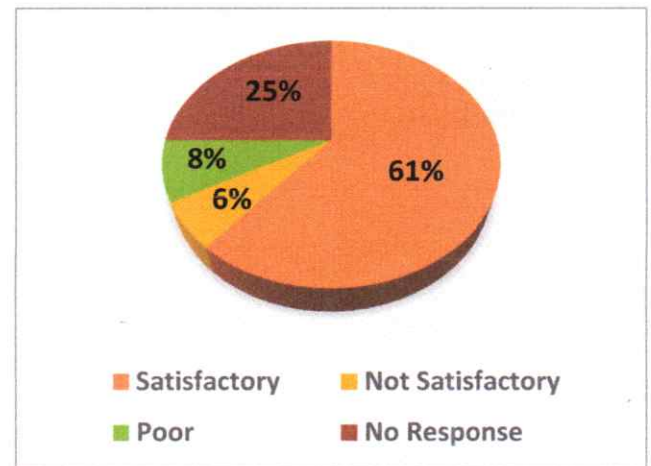
Response:	Yes	60%
	No	30%
	No Response	10%



How classes are adjusted when any of the teacher is on leave, sixty percent students' feedback were positive and thirty percent views no adjustment made by the department. ten percent has made neutral remark on the matter.

6. Give your view on seating arrangement of the classroom?

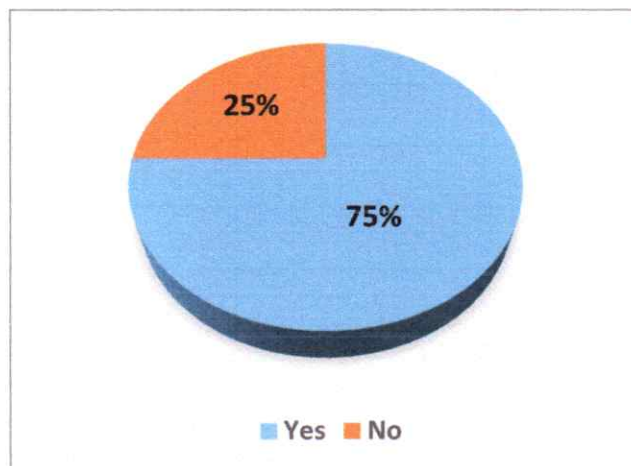
Response:	Satisfactory	61%
	Not Satisfactory	6%
	Poor	8%
	No Response	25%



Seating arrangement of the class rooms are quite satisfactory responded by sixty percent of the student and few of them responded that classrooms arrangement is not satisfactory and poor. Impartial respond came from twenty five percent of the student.

7. Is your teacher is very cooperative within the classroom and outside the classroom?

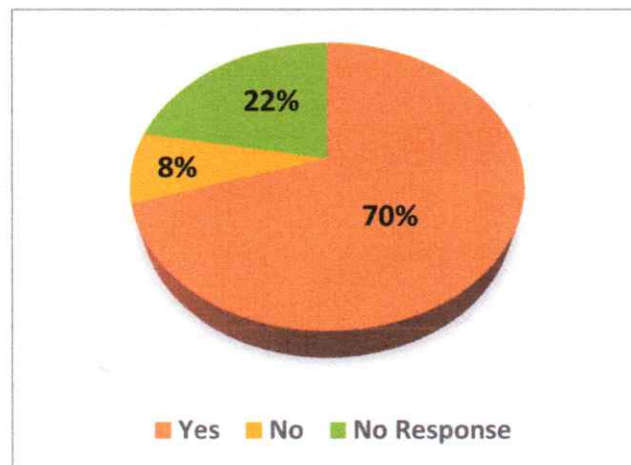
Response: Yes 74%
No 26%



Most of the students says teachers are co-operative within the classroom and outside the classroom and twenty six percent has been given negative response.

8. Do you know how to use computer / laptop?

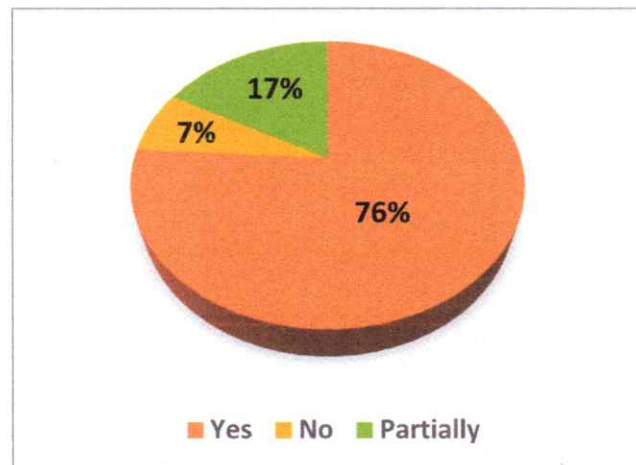
Response: Yes 70%
No 8%
No Response 22%



About the use of computer / laptop seventy percent has given positive response and eight percent claimed no, twenty two percent has given no response.

9. Do you know how to use internet?

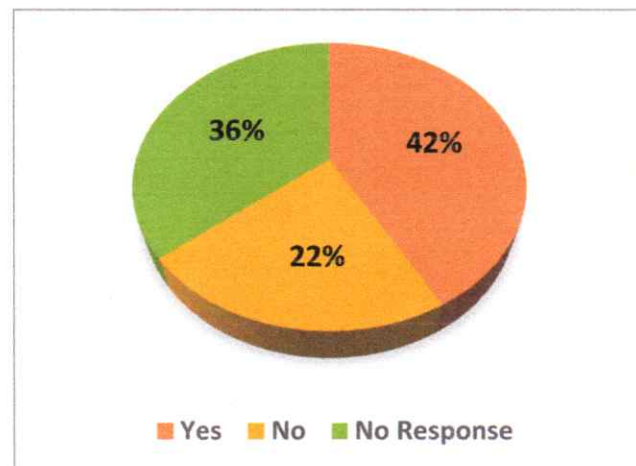
Response:	Yes	76%
	No	7%
	Partially	17%



Most of the students have knowledge about Internet application, only seven percents have mentioned that they have no knowledge about computer application, seventeen percent has given the response that they have partially know how to use Internet.

10. Are you satisfied with the ICT facility of your college?

Response:	Yes	42%
	No	22%
	No Response	36%



Regarding ICT facility forty two percent has declared that they are satisfied but twenty two percent was not satisfied and rest of them gave natural respond.

Principal
Khowang College

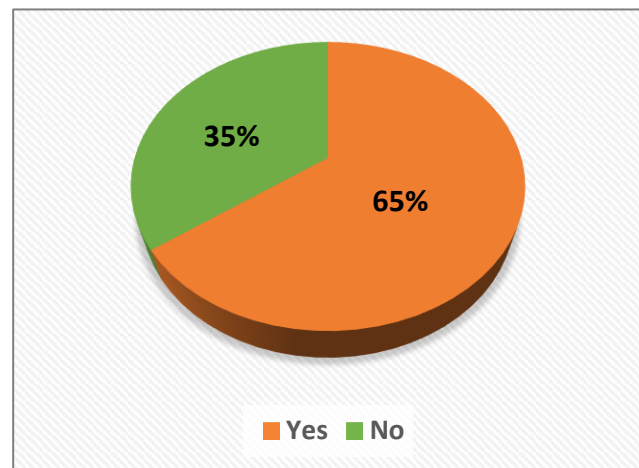
Coordinator
IQAC



STUDENT SATISFACTION SURVEY
FY: 2020-2021
AGE OF PARTICIPANTS: 19-22

1. Are you satisfied with the teaching approach of your teacher?

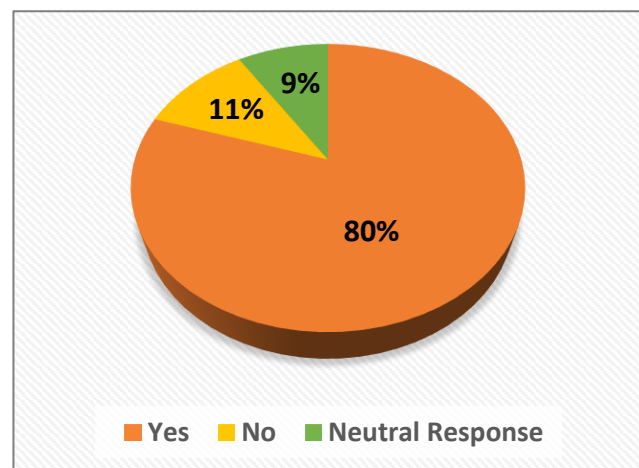
Response:	Yes	65%
	No	35%



In 2020-21 due to the lockdown of Covid-19 Pandemic, most of the classes have been taken by the teachers on online mode. It has been seen that poor network is one of the major reason of poor class attendance. Therefore ,35 percent students have declared that they are not satisfied with the teaching approach of the teachers.

2. Do you think that the internal evaluation of your college is fair?

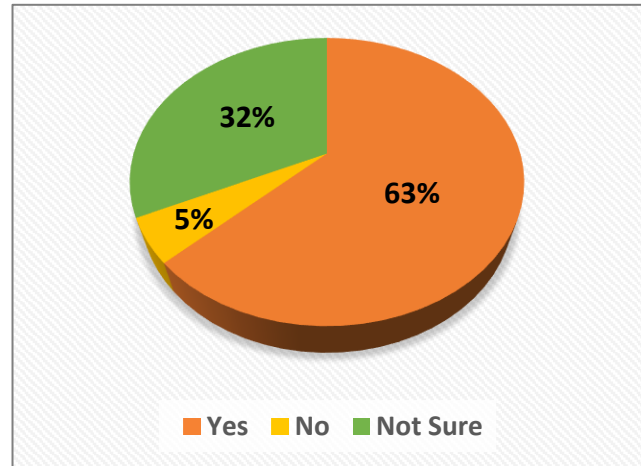
Response:	Yes	80%
	No	11%
	Neutral Response	9%



In the case of fairness of internal evaluation system, 80 percent says fair, 11 percent says no and 9 percent become neutral in this matter.

3. Do you think that prescribed syllabus is need-based?

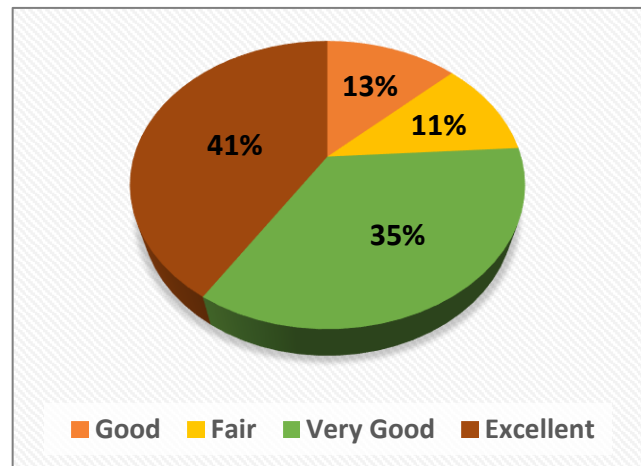
Response:	Yes	55%
	No	14%
	Not Sure	31%



The feedback of the students highlighted that 55 percent are satisfied with the prescribed syllabus, but 14 percent are not satisfied, 31 percent are not sure regarding this issue.

4. How you find the academic atmosphere of the college inside the college premise?

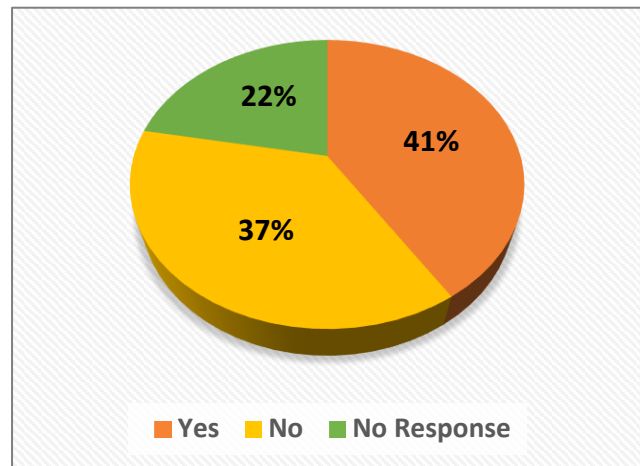
Response:	Good	13%
	Fair	11%
	Very Good	35%
	Excellent	41%



From student satisfactory survey (SSS), it has been seen that 41 percent students are satisfied with the academic atmosphere of the college, 35 percent says very good and rest of them say fair and good.

5. Are the classes adjusted when any of the teacher is on leave?

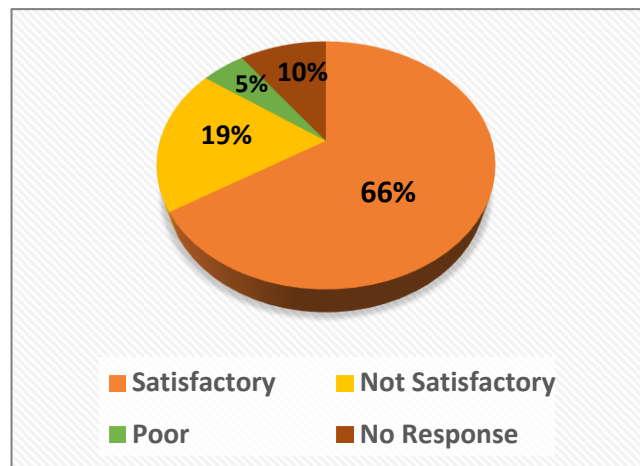
Response:	Yes	41%
	No	37%
	No Response	22%



Classes are adjusted when any of the teacher is on leave, 41 percent student says yes, and 37 percent opined no and 20 percent did not give any response.

6. Give your view on seating arrangement of the classroom?

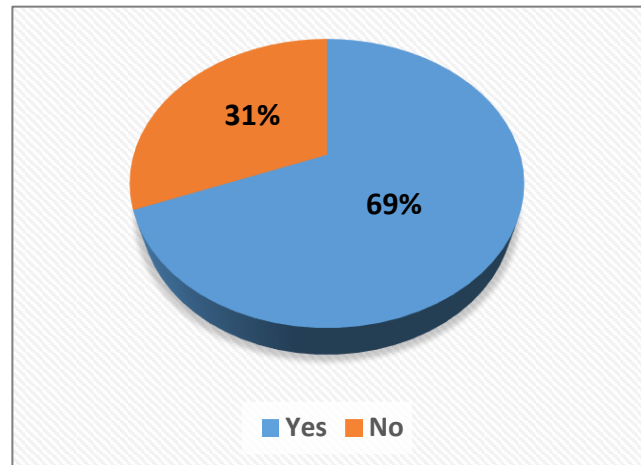
Response:	Satisfactory	66%
	Not Satisfactory	19%
	Poor	5%
	No Response	10%



Regarding sitting arrangement 66 percent are satisfied.

7. Is your teacher is very cooperative within the classroom and outside the classroom?

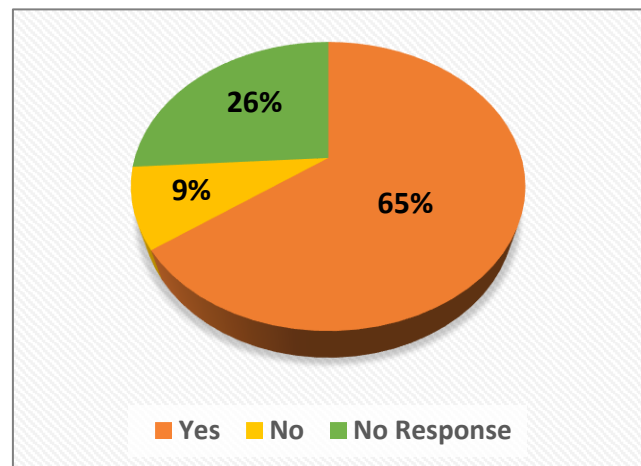
Response: Yes 69%
No 31%



Out of 215 students 69 percent views that teacher is cooperative within the classroom and outside the classroom. Rest of them say teachers are not cooperative.

8. Do you know how to use computer / laptop?

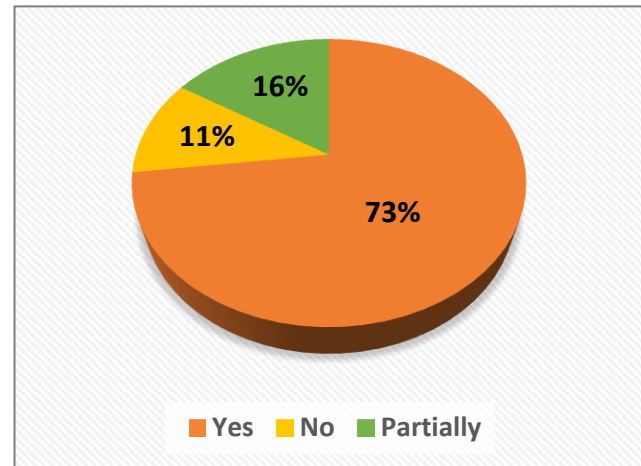
Response: Yes 65%
No 9%
No Response 26%



Regarding computer use 65 percent has declared they know how to use computer.

9. Do you know how to use internet?

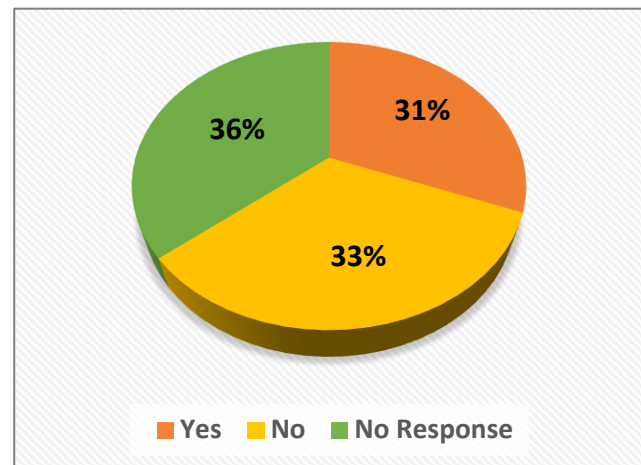
Response:	Yes	73%
	No	11%
	Partially	16%



Regarding internet 73 percent students declare that they know the use of internet.

10. Are you satisfied with the ICT facility of your college?

Response:	Yes	31%
	No	33%
	No Response	36%



Out of 215 students ,31percents are satisfied with the ICT facilities of the college,33 percent say no, and 36 percent does not give any response.

FEEDBACK ANALYSIS REPORT, 2021-22

KHOWANG COLLEGE

- **STUDENT**

A questionnaire was shared with the students of the College seeking observations about the curriculum. The following conclusion has been drawn from the responses-

The students think that the current curriculum is relevant and need-based. They are satisfied with the present Choice Based Credit System which allows flexibility and contributes towards the enhancing of entrepreneurship and problem solving skills in the students. Problem solving is an important soft skill that now-a-days employers from various job markets seek in employees more than the qualifications. The syllabus is, thus, need-based. The institution has introduced value added courses to make them industry ready. Industry demands have become more competitive in the modern scenario and the syllabus has courses to meet those needs. The students have also taken part in non-scholastic activities like games, yoga, art, music, etc. and many students have been engaged in government or other services through such activities. Thus, the syllabus is also job-oriented and helps in overall development. However, some students think that there is need of more job-oriented and vocational courses in the institution.

- **TEACHER**

This report was based upon the feedback that we received from the faculty of Khowang College seeking observations about curriculum and their contributions throughout the academic session 2021-22. Most of the teachers believes that the content of the curriculum is appropriate as per the students career requirements. They are able to cover up the whole syllabus within the allotted time and there is a proper balance between theory and practice. Maximum Teachers have also shown a keen interest in introducing Add-on courses and the Departments also organize various workshops, seminars and talks by the experts from various arenas of academics. The teachers also employ various innovative techniques in testing the progress of the students and keep the records in a documented form. The faculty also agreed that they have the freedom to express and share their opinions, ideas and suggestions in academic sphere. However the teachers want more vocational courses and also expressed their need for more spacious and well equipped classrooms and laboratories. They also need more ICT facilities which would be accessible to them.

- **EMPLOYER**

A questionnaire was shared with the employer of the College seeking observations about the curriculum as well as the employees' performance and co-operation. The following conclusion has been drawn from the responses-

The employer believes that the academic activities of the College contribute towards the realization of the Mission and Vision of the institution. He is satisfied with the present Choice Based Credit System, which includes courses that broaden the range of learning. Furthermore, the employer agrees that the present syllabus helps enhance the problem solving and technical skills of the students which employers from various job markets now-a-days seek. The employer notes that the institution has introduced Value added courses to make the students industry ready as times have become more competitive. The employer agrees that the institution has provided facilities to students to excel in non-scholastic activities like games, yoga, art, music, etc. and many students have been engaged in government or other services through these. He admits that he accepts the opinions and viewpoints of the different stakeholders of the College. The employer, however,

believes that there is a requirement of more vocational courses in the curriculum to encourage more innovation and creativity, while also helping widen the job or research opportunities for the students.

- **ALUMNI**

An attempt was made to receive feedback from the alumni of the College through a Google form where questions related to the curriculum prescribe by the affiliated Dibrugarh University were asked. The ex-students expressed their pride on being an alumnus of the College and responded positively to the quality of education provided. They believe that the syllabus was relevant and had helped them in their future prospects. Although some of the senior alumnus have expressed that more time should be allotted per semester, since the introduction of the CBCS model, the syllabus has become more flexible as compared to the old syllabus. The students had also joined various workshops and seminars that were conducted by the Career Counseling, Guidance and Information Cell of the College and also found the teaching and non-teaching staff cooperative and supportive. Through the non-scholastic activities and their voluntary enrollment in the NSS Unit, many have found jobs based on skills acquired from these activities. The alumni have however expressed the need for B.Ed, B.P.Ed and NCC in the College, which are yet to be introduced. The alumni also suggested the introduction of more vocational courses in the institution to help the students in the present scenario, some of which the college is already bringing in at present.